

# Four Takeaways For Investors

The following are some key observations of the TSX and TSX Venture Exchange markets:

## 1. LARGE CAP SEGMENT POSITIVE IN AUGUST

Overall, the Large Cap segment was up 3% in August, with very strong performance by the Technology and Life Sciences sectors (both +21%).

## 2. RESOURCE STOCKS DECLINE

In all market cap segments, Mining and Oil & Gas stocks declined in the month of August (with the exception of Mid Cap Oil & Gas, which was flat in August).

## 3. IT INDEXES PERFORMED WELL

In August, the #1 and #3 indexes were the S&P/TSX Venture Information Technology Index and the S&P/TSX Information Technology Index (+13% and +9%, respectively).

## 4. INTRODUCING TMX LOGICLY

TMX Logicly is a new ETF-First research and analytics tool for wealth managers and ETF manufacturers. We blend together millions of data points to construct cutting-edge insights on single stocks, ETFs and mutual funds in a single tool to easily compare products and portfolios using advanced AI and quantitative methods to help users perform better and grow their businesses.

[CLICK HERE](#)  FOR MORE INFORMATION

 [SUBSCRIBE TO OUR MARKET INTELLIGENCE REPORTS](#)

---

AUGUST 2021

---

# Investor Insights

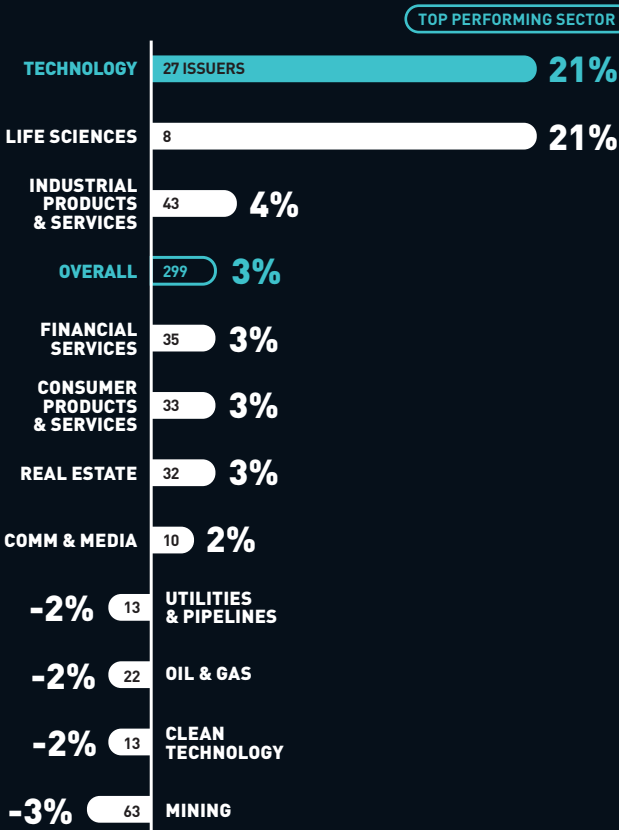
Brought to you by **Toronto Stock Exchange** and **TSX Venture Exchange**.

# Large Cap

MARKET CAP >\$1 BILLION

AUGUST 2021

## Average Share Price Performance by Sector



## August 2021 Share Price Performance

	TICKER	SHARE PRICE PERFORMANCE	SHARE PRICE 31/08/2021 (CAD)
Trillium Therapeutics Inc.	TSX:TRIL	166%	\$21.73
Score Media and Gaming Inc.	TSX:SCR	132%	\$45.26
Hut 8 Mining Corp.	TSX:HUT	65%	\$9.91
Nuvei Corp.	TSX:NVEI	60%	\$163.53
Nuvei Corp.	TSX:NVEI.U	55%	\$127.00
Bitfarms Ltd.	TSXV:BITF	44%	\$7.43
Lithium Americas Corp.	TSX:LAC	38%	\$25.09
Topicus.com Inc.	TSXV:TOI	36%	\$128.03
Lightspeed Commerce Inc.	TSX:LSPD	31%	\$140.06
Pet Valu Holdings Ltd.	TSX:PET	28%	\$34.60

## Technology

TOP COMPANIES	TICKER	SHARE PRICE PERFORMANCE	SHARE PRICE 31/08/2021 (CAD)
Score Media and Gaming Inc.	TSX:SCR	132%	\$45.26
Hut 8 Mining Corp.	TSX:HUT	65%	\$9.91
Nuvei Corp.	TSX:NVEI	60%	\$163.53
Nuvei Corp.	TSX:NVEI.U	55%	\$127.00
Bitfarms Ltd.	TSXV:BITF	44%	\$7.43
Topicus.com Inc.	TSXV:TOI	36%	\$128.03
Lightspeed Commerce Inc.	TSX:LSPD	31%	\$140.06
Docebo Inc.	TSX:DCBO	28%	\$106.00
Kinaxis Inc.	TSX:KXS	26%	\$204.68
HIVE Blockchain Technologies Ltd.	TSXV:HIVE	23%	\$4.00

## Most Active in August 2021

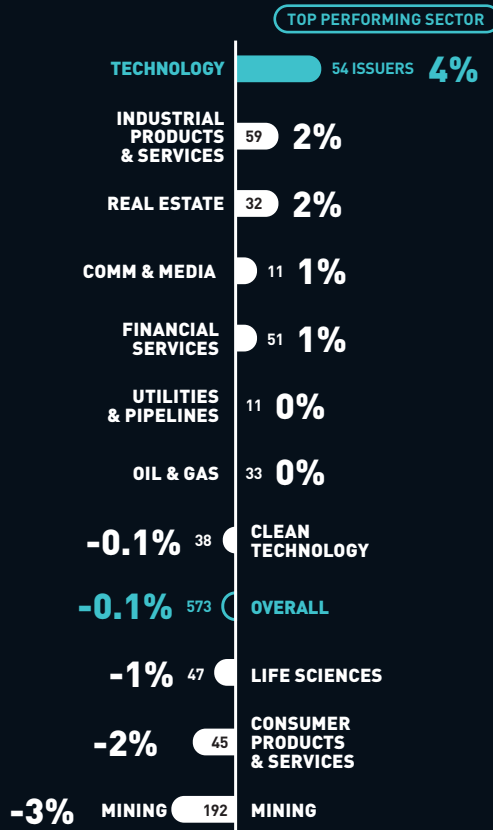
	TICKER	VOLUME TRADED (millions of shares)
Enbridge Inc.	TSX:ENB	209
Suncor Energy Inc.	TSX:SU	189
Manulife Financial Corp.	TSX:MFC	174
Bombardier Inc.	TSX:BBD.B	127
Cenovus Energy Inc.	TSX:CVE	88
Canadian Natural Resources Limited	TSX:CNQ	84
Kinross Gold Corporation	TSX:K	76
Toronto-Dominion Bank (The)	TSX:TD	67
Sun Life Financial Inc.	TSX:SLF	65
Barrick Gold Corp.	TSX:ABX	64

# Mid Cap

MARKET CAP \$100 MILLION TO \$1 BILLION

AUGUST 2021

## Average Share Price Performance by Sector



## August 2021 Share Price Performance

	TICKER	SHARE PRICE PERFORMANCE	SHARE PRICE 31/08/2021 (CAD)
Magnet Forensics Inc.	TSX:MAGT	109%	\$64.90
Western Magnesium Corp.	TSXV:WMG	100%	\$0.61
Ecolomondo Corp.	TSXV:ECM	98%	\$0.99
Bragg Gaming Group Inc.	TSX:BRAG	70%	\$15.42
Cardiol Therapeutics Inc.	TSX:CRDL	65%	\$4.68
Playmaker Capital Inc.	TSXV:PMKR	65%	\$0.61
Reliq Health Technologies Inc.	TSXV:RHT	61%	\$1.11
Belo Sun Mining Corp.	TSX:BSX	41%	\$0.65
kneat.com, Inc.	TSXV:KSI	41%	\$4.35
Horizonte Minerals Plc	TSX:HZM	40%	\$0.14

## Technology

TOP COMPANIES	TICKER	SHARE PRICE PERFORMANCE	SHARE PRICE 31/08/2021 (CAD)
Magnet Forensics Inc.	TSX:MAGT	109%	\$64.90
Bragg Gaming Group Inc.	TSX:BRAG	69%	\$15.42
Playmaker Capital Inc.	TSXV:PMKR	65%	\$0.61
Reliq Health Technologies Inc.	TSXV:RHT	61%	\$1.11
kneat.com, inc.	TSXV:KSI	41%	\$4.35
DMG Blockchain Solutions Inc.	TSXV:DMGI	39%	\$1.15
Powerband Solutions Inc.	TSXV:PBX	33%	\$1.04
FOBI AI Inc.	TSXV:FOBI	27%	\$1.59
Digihost Technology Inc.	TSXV:DGHI	25%	\$2.08
Voxtur Analytics Corp.	TSXV:VXTR	21%	\$0.81

## Most Active in August 2021

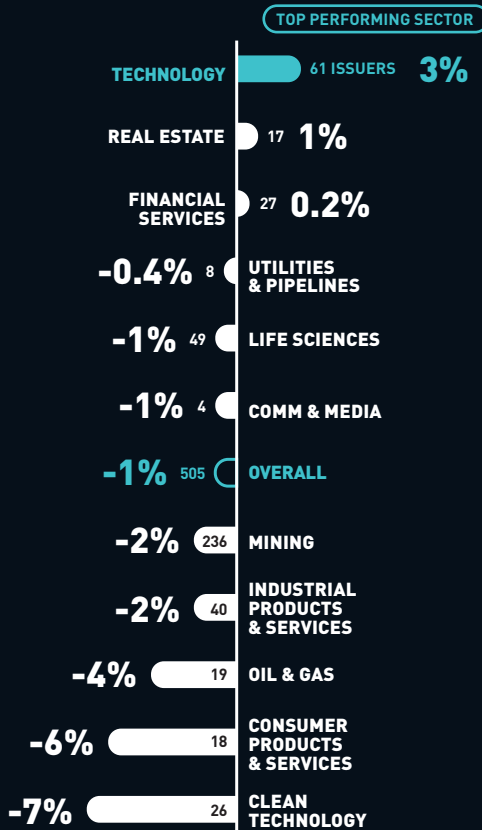
	TICKER	VOLUME TRADED (millions of shares)
Nevada Copper Corp.	TSX:NCU	105
HEXO Corp.	TSX:HEXO	55
DMG Blockchain Solutions Inc.	TSXV:DMGI	49
Tamarack Valley Energy Ltd.	TSX:TVE	47
Cielo Waste Solutions Corp.	TSXV:CMC	40
Athabasca Oil Corp.	TSX:ATH	33
Reliq Health Technologies Inc.	TSXV:RHT	25
The Green Organic Dutchman Holdings Ltd.	TSX:TGOD	24
Noront Resources Ltd.	TSXV:NOT	22
Western Magnesium Corp.	TSXV:WMG	22

# Small Cap

MARKET CAP \$25 MILLION TO \$100 MILLION

AUGUST 2021

## Average Share Price Performance by Sector



## August 2021 Share Price Performance

	TICKER	SHARE PRICE PERFORMANCE	SHARE PRICE 31/08/2021 (CAD)
Golden Dawn Minerals Inc.	TSXV:GOM	100%	\$0.22
Alpha Cognition Inc.	TSXV:ACOG	91%	\$1.70
Water Ways Technologies Inc.	TSXV:WWT	78%	\$0.24
NanoTech Security Corp.	TSXV:NTS	73%	\$1.21
NXT Energy Solutions Inc.	TSX:SFD	54%	\$0.60
Iconic Minerals Ltd.	TSXV:ICM	54%	\$0.22
Quantum eMotion Corp.	TSXV:QNC	50%	\$0.41
Giyani Metals Corp.	TSXV:EMM	50%	\$0.48
Lithium Chile Inc.	TSXV:LITH	49%	\$0.41
Puma Exploration Inc.	TSXV:PUMA	45%	\$0.47

## Technology

TOP COMPANIES	TICKER	SHARE PRICE PERFORMANCE	SHARE PRICE 31/08/2021 (CAD)
Water Ways Technologies Inc.	TSXV:WWT	78%	\$0.24
NanoTech Security Corp.	TSXV:NTS	73%	\$1.21
NXT Energy Solutions Inc.	TSX:SFD	54%	\$0.60
Quantum eMotion Corp.	TSXV:QNC	50%	\$0.41
Spectra7 Microsystems Inc.	TSXV:SEV	44%	\$1.80
OneSoft Solutions Inc.	TSXV:OSS	29%	\$0.56
Snipp Interactive Inc.	TSXV:SPN	23%	\$0.14
Avante Logixx Inc.	TSXV:XX	22%	\$2.19
NexOptic Technology Corp.	TSXV:NXO	20%	\$0.28
Plurilock Security Inc.	TSXV:PLUR	18%	\$0.59

## Most Active in August 2021

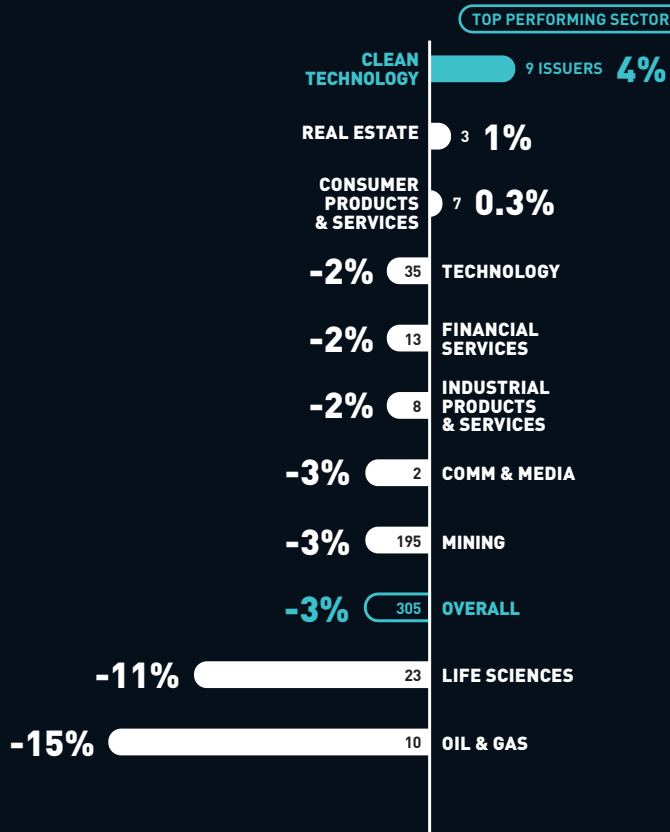
	TICKER	VOLUME TRADED (millions of shares)
Cryptostar Corp.	TSXV:CSTR	65
Spectra7 Microsystems Inc.	TSXV:SEV	44
Etrion Corp.	TSX:ETX	33
Flowr Corp., The	TSXV:FLWR	28
Fortress Technologies Inc.	TSXV:FORT	22
NEO Battery Materials Ltd.	TSXV:NBM	22
Quantum eMotion Corp.	TSXV:QNC	22
Nulegacy Gold Corp.	TSXV:NUG	22
Doubleview Gold Corp.	TSXV:DBG	21
Therma Bright Inc.	TSXV:THRM	20

# Micro Cap

MARKET CAP <\$25 MILLION

AUGUST 2021

## Average Share Price Performance by Sector



## August 2021 Share Price Performance

	TICKER	SHARE PRICE PERFORMANCE	SHARE PRICE 31/08/2021 (CAD)
Stelmine Canada Ltd.	TSXV:STH	56%	\$0.25
Arctic Star Exploration Corp.	TSXV:ADD	56%	\$0.13
Canterra Minerals Corp.	TSXV:CTM	54%	\$0.40
Morien Resources Corp.	TSXV:MOX	53%	\$0.26
Gungnir Resources Inc.	TSXV:GUG	50%	\$0.08
General Assembly Holdings Ltd.	TSXV:GA	50%	\$1.05
Phoenix Gold Resources Corp.	TSXV:PXAX	44%	\$0.54
Vertical Explorations Inc.	TSXV:VERT	40%	\$0.14
Biorem Inc.	TSXV:BRM	40%	\$0.60
Strategic Resources Inc.	TSXV:SR	37%	\$0.35

## Clean Technology

TOP COMPANIES	TICKER	SHARE PRICE PERFORMANCE	SHARE PRICE 31/08/2021 (CAD)
Biorem Inc.	TSXV:BRM	40%	\$0.60
BluMetric Environmental Inc.	TSXV:BLM	20%	\$0.78
Westbridge Energy Corp.	TSXV:WEB	17%	\$0.21
Universal Proptech Inc.	TSXV:UPI	9%	\$0.25
Enerdynamic Hybrid Technologies Corp.	TSXV:EHT	0%	\$0.60
Pond Technologies Holdings Inc.	TSXV:POND	-5%	\$0.44
Solarvest BioEnergy Inc.	TSXV:SVS	-11%	\$0.25
Current Water Technologies Inc.	TSXV:WATR	-17%	\$0.05
Clear Blue Technologies International Inc.	TSXV:CBLU	-19%	\$0.33

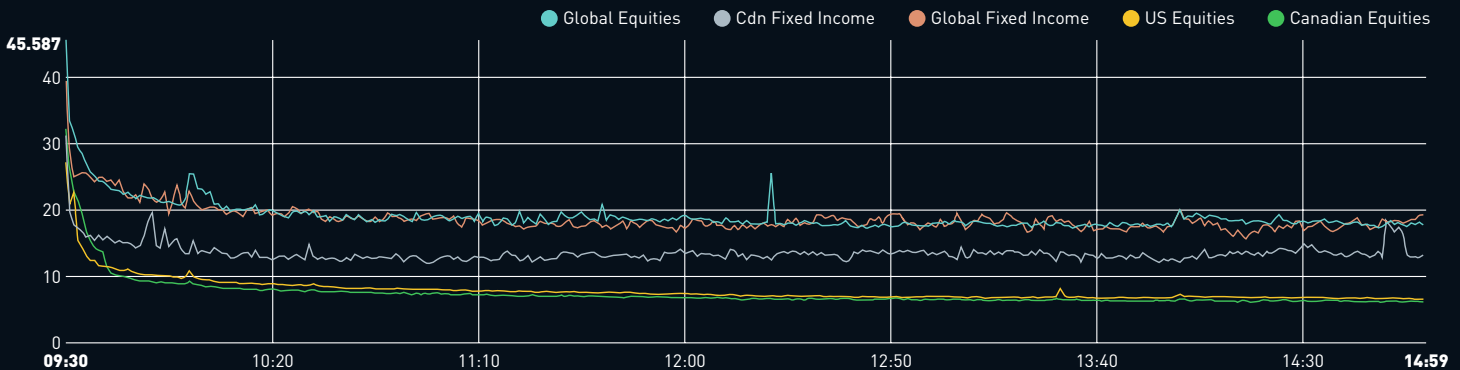
## Most Active in August 2021

	TICKER	VOLUME TRADED (millions of shares)
Recharge Resources Ltd.	TSXV:RR	27
Enableness Technologies Inc.	TSXV:ENA	26
Trackx Holdings Inc.	TSXV:TKX	24
Binovi Technologies Corp.	TSXV:VISN	18
iMining Technologies Inc.	TSXV:IMIN	18
Roadman Investments Corp.	TSXV:LITT	16
Sugarbud Craft Growers Corp.	TSXV:SUGR	14
Arctic Star Exploration Corp.	TSXV:ADD	12
Decade Resources Ltd.	TSXV:DEC	12
Naturally Splendid Enterprises Ltd.	TSXV:NSP	12

## Top TSX and TSXV Indices in August 2021

	Performance
S&P/TSX Venture Information Technology Index	13%
S&P/TSX Venture Real Estate Index	12%
S&P/TSX Information Technology Index	9%
S&P/TSX Venture Consumer Discretionary Index	6%
S&P/TSX Industrials Index	3%
S&P/TSX Communication Services Index	3%
S&P/TSX Venture Health Care Index	2%
S&P/TSX Consumer Staples Index	2%
S&P/TSX Financials Index	2%
S&P/TSX Composite Index	1%

## ETF Trading Spreads in August 2021



BROUGHT TO YOU BY TMX LOGICLY. VISIT [TMX.COM/LOGICLY](https://www.tmx.com/logicly) FOR MORE INFORMATION AND TO START YOUR FREE TRIAL TODAY!

## For more information contact:

**RICHARD GOODMAN**

Head of Capital Development

E [richard.goodman@tmx.com](mailto:richard.goodman@tmx.com)

[tsx.com/mig](https://www.tsx.com/mig)

As at March 28, 2021, unless otherwise noted. Companies were subject to a minimum trading value to qualify for analysis. ©2021 TSX Inc. All rights reserved. The information in this document is provided for informational purposes only. This document, and certain of the information contained in this document, is TSX Inc.'s proprietary information. Do not disclose, copy, distribute, sell or modify this document or any of its contents without TSX Inc.'s prior written consent. Neither TMX Group Limited nor any of its affiliates represents, warrants or guarantees the completeness or accuracy of the information contained in this document and they are not responsible for any errors or omissions in or your use of, or reliance on, the information. The information in this document is provided with the express condition, to which by making use thereof you expressly consent, that no liability shall be incurred by TMX Group Limited and/or any of its affiliates as a result of any errors or omissions herein or any use or reliance upon the information. TMX Group Limited and its affiliates are not responsible for any errors or omissions in, or your use of, information accessed through links to any third party sites, and the views, comments, opinions and advice of any third party, in this document or on any third party site, reflect those of the individual authors only and are not necessarily endorsed by TMX Group Limited and its affiliates. TMX Group Limited and its affiliates have not prepared, reviewed or updated the content of any third party sites, and assume no responsibility for such information. The information provided is not an invitation to purchase securities listed on Toronto Stock Exchange or TSX Venture Exchange. TMX Group Limited and its affiliates do not endorse or recommend any of the referenced securities or issuers, and this document does not, nor should it be construed as, providing any trading, legal, accounting, tax, investment, business, financial or other advice, and you should not rely on it for such purposes. Professional advisors should be consulted. Listing on Toronto Stock Exchange or TSX Venture Exchange does not guarantee the future performance of a security or an issuer. The S&P/TSX 60 Index and the S&P/TSX Composite Index (the "S&P/TSX Indices") are products of S&P Dow Jones Indices LLC or its affiliates ("SPDJI") and TSX Inc. ("TSX"). Standard & Poor's® and S&P® are registered trademarks of Standard & Poor's Financial Services LLC ("S&P"); Dow Jones® is a registered trademark of Dow Jones Trademark Holdings LLC ("Dow Jones"); and TSX® is a registered trademark of TSX, SPDJI, Dow Jones, S&P, their respective affiliates and TSX do not sponsor, endorse, sell or promote any products based on the S&P/TSX Indices and none of such parties make any representation regarding the advisability of investing in such product(s) nor do they have any liability for any errors, omissions or interruptions of the S&P/TSX Indices or any data related thereto. TMX, the TMX design, Toronto Stock Exchange, TSX, TSXV, TSX Venture Exchange, The Future is Yours to See, and Voir le futur. Réaliser l'avenir, are the trademarks of TSX Inc. All other trademarks used herein are the property of their respective owners.