

Toronto Stock Exchange ETF Report

TMX has a number of strategic mandates, and at the top of this list is to increase adoption to ETFs.

Since January 2021, TMX has introduced two new platforms to help advisors and investors to better understand ETFs and their metrics. In early 2021, we launched **TMX Logically**, which is an analytics product suite to help provide advisors and providers with cutting-edge tools to turn data into insights. Our second significant initiative was the launch of the **TSX ETF Investor Centre**. This website, within TMX Money, was designed with both the advisor and investor in mind by creating a central hub of TSX ETF 101 educational materials; TSX ETF Insights; and an ETF screener and Comparison Tool.

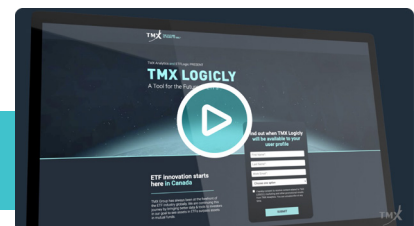
The adoption of ETFs in Canadian investment portfolios is growing at a rapid pace. Like with many investment vehicles, there is a wide range of knowledge about ETFs across advisors and investors alike. The focus for the **TSX ETF 101** materials is to provide a wide spectrum of educational content. From something as simple as “How ETFs Trade Differently?” for those new to ETFs, to “ETF Options - Covered Call” for those wishing to employ more complex ETF investment vehicles in their portfolios.

The **TSX ETF Insights** is a compilation of content that has been submitted by our ETF partners. The materials are intended to provide insights into investment opportunities for Canadians using ETFs. Everything from topical discussions that include “Seeking Green Energy Opportunities” to current event discussions around “How to Benefit from Inflation.”

The **TSX Screener & Comparison Tool** is a unique ETF centric tool that has nearly 125 available filters to allow users to quickly and accurately narrow down the population of TSX-listed ETFs. The comparison tool allows its users to select up to three ETFs to generate a side-by-side comparison that will help highlight the key differences between the ETFs selected. Further, each TSX-listed ETF connects to the ETF provider’s website to gain more insight and information about that fund.

The TSX ETF Team is excited to add the TSX ETF Investor Centre to the list of solutions we have provided to enhance the knowledge and experience of advisors and investors, and to grow the Canadian ETF industry. Please visit us at **TSX ETF Investor Centre**.

→ **TMX Logically
Video**

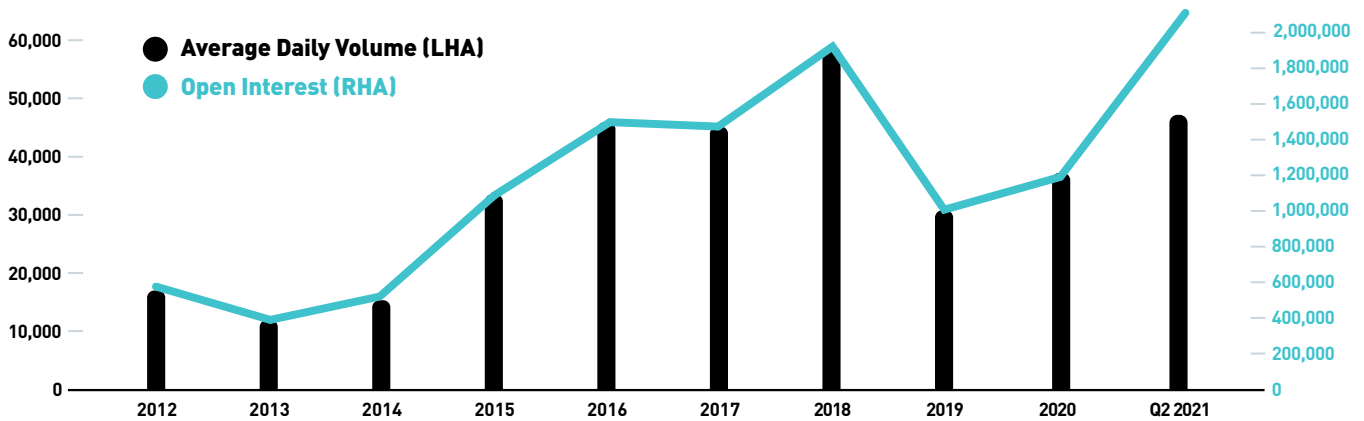


→ **TSX ETF
Investor Centre**

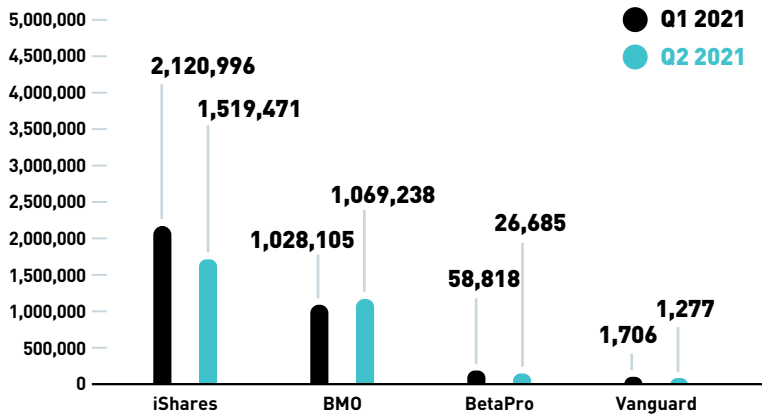


MX ETF Sector Overview

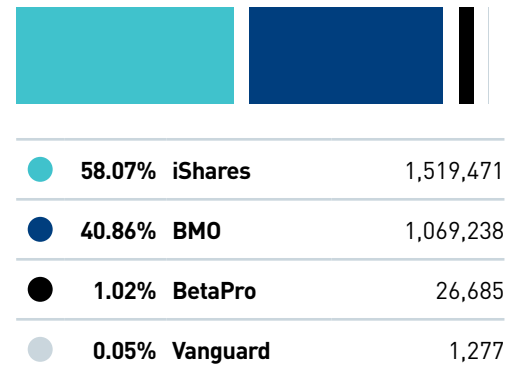
ETF Options Average Daily Volume and Open Interest



2021 Quarterly Volume Evolution per ETF Provider



ETF Options Volume by Provider (Q2 2021)



Top 10 Most Traded ETF Options (Volume)

	Symbol	Apr	May	Jun	Total
iShares S&P/TSX 60 Index ETF	XIU	364,173	622,025	311,898	1,298,096
BMO Equal Weight Banks Index ETF	ZEB	138,529	252,860	213,598	604,987
BMO S&P/TSX Capped Composite Index ETF	ZCN	71,289	50,230	124,052	245,571
BMO S&P 500 Index ETF	ZSP	60,348	50,344	35,366	146,058
iShares S&P/TSX Capped Energy Index ETF	XEG	35,705	43,608	63,586	142,899
Purpose Bitcoin ETF CAD ETF	BTCC	17,643	21,178	13,841	52,662
BMO MSCI EAFE Hedged To CAD Index ETF	ZDM	47,000	-	-	47,000
BMO Equal Weight Utilities Index ETF	ZUT	5,378	5,133	5,289	15,800
Horizons Marijuana Life Sciences Index ETF	HMMJ	4,081	4,450	5,105	13,636
iShares S&P/TSX Capped REIT Index Fund	XRE	4,426	368	2,248	7,042

New ETF Listings

Q2 2021

NAME	Fund Family	Listing Date	Symbol
3iQ CoinShares Bitcoin ETF	3iQ	April 19, 2021	BTCQ / BTCQ.U
3iQ CoinShares Ether ETF	3iQ	April 23, 2021	ETHQ / ETHQ.U
Arrow EC Income Advantage Alternative Fund	Arrow Capital	June 28, 2021	RATE
BMO U.S. All Cap Equity Fund	BMO	June 9, 2021	ZACE
CI Galaxy Ethereum ETF	CI First Asset	April 20, 2021	ETHX.U / ETHX.B
Dynamic Active Emerging Markets ETF	Dynamic Funds	June 14, 2021	DXEM
Dynamic Active Energy Evolution ETF	Dynamic Funds	June 14, 2021	DXET
Ether ETF	Evolve ETFs	April 20, 2021	ETHR / ETHR.U
Evolve FANGMA Index ETF	Evolve ETFs	May 6, 2021	TECH / TECH.B / TECH.U
Evolve S&P 500 CleanBeta Fund	Evolve ETFs	May 10, 2021	FIVE / FIVE.B / FIVE.U
Evolve S&P/TSX 60 CleanBeta Fund	Evolve ETFs	May 10, 2021	SIXT
Franklin Brandywine Global Sustainable Income Optimiser Active ETF	Franklin Templeton	June 28, 2021	FBGO
Franklin ClearBridge Sustainable Global Infrastructure Income Active ETF	Franklin Templeton	June 28, 2021	FCII
Franklin ClearBridge Sustainable International Growth Active ETF	Franklin Templeton	June 28, 2021	FCSI
Harvest Space Innovation Index ETF	Harvest Portfolios	April 1, 2021	ORBT / ORBT.U
BetaPro Bitcoin ETF	Horizons ETF	April 20, 2021	HBIT / HBIT.U
BetaPro Inverse Bitcoin ETF	Horizons ETF	April 20, 2021	BITI / BITI.U
Horizons Global BBIG Technology ETF	Horizons ETF	April 13, 2021	BBIG / BBIG.U
Horizons Global Hydrogen Index ETF	Horizons ETF	June 22, 2021	HYDR

NAME	Fund Family	Listing Date	Symbol
Horizons Global Lithium Producers Index ETF	Horizons ETF	June 22, 2021	HLIT
Horizons Global Semiconductor Index ETF	Horizons ETF	June 21, 2021	CHPS / CHPS.U
Horizons S&P Green Bond Index ETF	Horizons ETF	June 1, 2021	HGGB
Invesco NASDAQ 100 Equal Weight Index ETF	Invesco	May 27, 2021	QEQ / QEQ.F
Invesco NASDAQ Next Gen 100 Index ETF	Invesco	May 27, 2021	QQJR / QQJR.F
Purpose Ether ETF	Purpose Investments	April 20, 2021	ETHH / ETHH.B / ETHH.U
Purpose Global Climate Opportunities Fund	Purpose Investments	April 27, 2021	CLMT
TD Global Healthcare Leaders Index ETF	TD	April 14, 2021	TDOC

For more information:

GRAHAM MACKENZIE

Head, Exchange Traded Products,
Toronto Stock Exchange

T +1 416 947-4534

E graham.mackenzie@tmx.com

🐦 @tsx_tsxv

KEITH WU

Head, ETF Customer Success
Toronto Stock Exchange and TSX Venture Exchange

T +1 416 389-1910

E keith.wu@tmx.com

🐦 @tsx_tsxv

tmx.com/etf

©2021 TSX Inc. All rights reserved. The information in this document is provided for informational purposes only. Neither TMX Group Limited nor any of its affiliates represents, warrants or guarantees the completeness or accuracy of the information contained in this document and they are not responsible for any errors or omissions in or your use of, or reliance on, the information. The information in this document is provided with the express condition, to which by making use thereof you expressly consent, that no liability shall be incurred by TMX Group Limited and/or any of its affiliates as a result of any errors or omissions herein or any use or reliance upon the information. The information provided in this document is not an invitation to purchase securities listed on Toronto Stock Exchange. TMX Group Limited and its affiliates do not endorse or recommend any of the referenced securities or issuers, and this document does not, nor should it be construed as, providing any trading, legal, accounting, tax, investment, business, financial or other advice, and you should not rely on it for such purposes. Professional advisors should be consulted. Listing on Toronto Stock Exchange does not guarantee the future performance of a security or an issuer. "S&P" is a trademark owned by Standard & Poor's Financial Services LLC, and "TSX" is a trademark owned by TSX Inc. The Future is Yours to See., TMX, the TMX design, TMX Group, Toronto Stock Exchange, TSX and Voir le futur. Réaliser l'avenir. are trademarks of TSX Inc. All other trademarks herein are the property of their respective owners.