

Four Takeaways For Investors

The following are some key observations of the TSX and TSX Venture Exchange markets:

1. MILESTONES ACHIEVED IN H1 2021

For the first time, the total combined market capitalization of issuers on TSX and TSX Venture Exchange totalled over \$4 Trillion, Canadian ETFs hit \$300B in AUM, and the S&P/TSX Venture Composite was up by over 50% year over year.

2. OIL & GAS SECTOR WAS #1 IN JUNE

Oil & Gas was the top performing sector in each market cap segment: Large Cap +15%, Mid Cap + 22%, Small Cap +17% and Micro Cap +17%.

3. MINING SECTOR CORRECTS IN JUNE

The Mining sector was the worst performing sector in June in all market cap segments: Large Cap -7%, Mid Cap -4%, Small Cap -5%, Micro Cap -5%.

4. A MILESTONE FOR THE ETF SECTOR

The Canadian ETF industry hit a major milestone at the end of the second quarter of 2021, crossing \$300 billion of assets under management. In H1 2021, 67 new ETFs listed on TSX and we welcomed 3iQ Corporation and Ninepoint Partners as new Canadian ETF providers.

 [SUBSCRIBE TO OUR MARKET INTELLIGENCE REPORTS](#)

JUNE 2021

Investor Insights

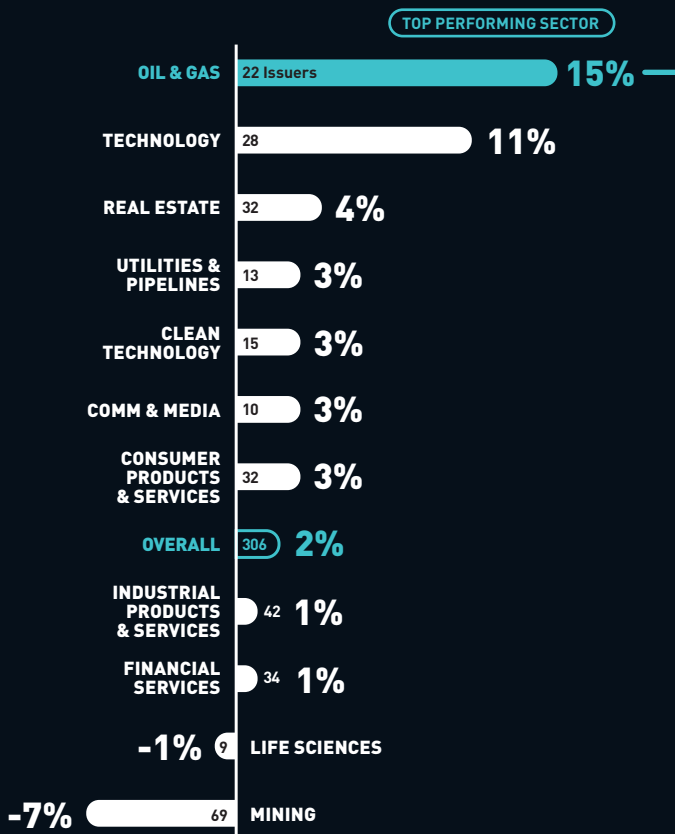
Brought to you by **Toronto Stock Exchange** and **TSX Venture Exchange**.

Large Cap

MARKET CAP >\$1 BILLION

JUNE 2021

Average Share Price Performance by Sector



June 2021 Share Price Performance

	TICKER	SHARE PRICE PERFORMANCE	SHARE PRICE 30/06/2021 (CAD)
Birchcliff Energy Ltd.	TSX:BIR	47%	\$5.20
Peyto Exploration & Development Corp.	TSX:PEY	45%	\$8.35
Reconnaissance Energy Africa Ltd.	TSXV:RECO	38%	\$11.74
Maxar Technologies Inc.	TSX:MAXR	32%	\$49.65
Converge Technology Solutions Corp.	TSX:CTS	31%	\$10.22
Aritzia Inc.	TSX:ATZ	26%	\$37.08
Trillium Therapeutics Inc.	TSX:TRIL	24%	\$12.01
Shopify Inc.	TSX:SHOP	23%	\$1,812.87
WELL Health Technologies Corp.	TSX:WELL	22%	\$8.78
BlackBerry Limited	TSX:BB	22%	\$15.15

Oil & Gas

TOP COMPANIES	TICKER	SHARE PRICE PERFORMANCE	SHARE PRICE 30/06/2021 (CAD)
Birchcliff Energy Ltd.	TSX:BIR	47%	\$5.20
Peyto Exploration & Development Corp.	TSX:PEY	45%	\$8.35
Reconnaissance Energy Africa Ltd.	TSXV:RECO	38%	\$11.74
Ovintiv Inc.	TSX:OVV	21%	\$39.07
Tourmaline Oil Corp.	TSX:TOU	20%	\$35.43
Baytex Energy Corp.	TSX:BTE	20%	\$2.39
Topaz Energy Corp.	TSX:TPZ	19%	\$17.30
Paramount Resources Ltd.	TSX:POU	18%	\$17.16
Cenovus Energy Inc.	TSX:CVE	18%	\$11.86
Vermilion Energy Inc.	TSX:VET	16%	\$10.86

Most Active in June 2021

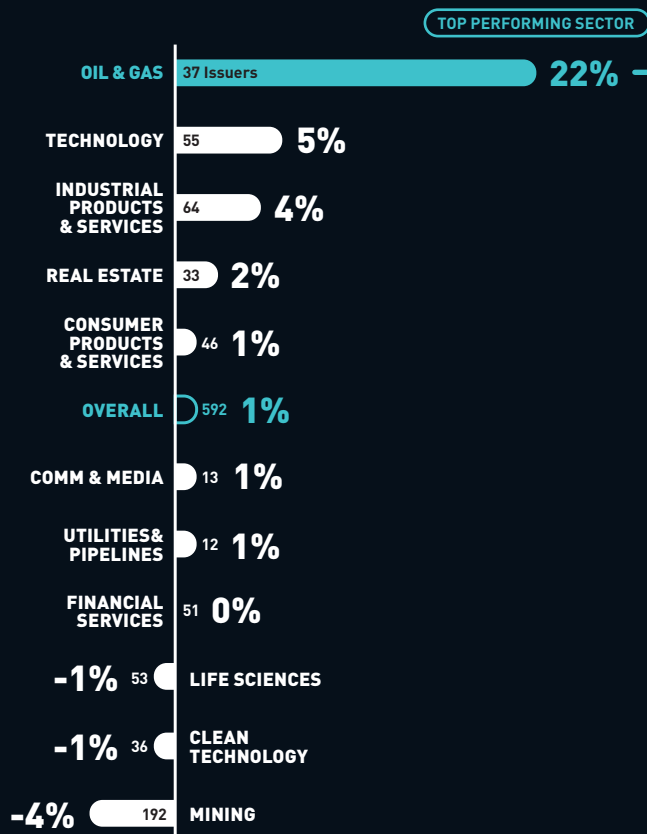
	TICKER	VOLUME TRADED (millions of shares)
BlackBerry Ltd.	TSX:BB	236.0
Canadian Natural Resources Ltd.	TSX:CNQ	212.0
Suncor Energy Inc.	TSX:SU	182.0
Cenovus Energy Inc.	TSX:CVE	147.0
Enbridge Inc.	TSX:ENB	133.0
TC Energy Corp.	TSX:TRP	126.0
Bombardier Inc.	TSX:BBD.B	125.0
BCE Inc.	TSX:BCE	119.0
Manulife Financial Corp.	TSX:MFC	115.0
Bank of Nova Scotia (The)	TSX:BNS	94.0

Mid Cap

MARKET CAP \$100 MILLION TO \$1 BILLION

JUNE 2021

Average Share Price Performance by Sector



June 2021 Share Price Performance

	TICKER	SHARE PRICE PERFORMANCE	SHARE PRICE 30/06/2021 (CAD)
Assure Holdings Corp.	TSXV:IOM	100%	\$2.64
Highwood Oil Company Ltd.	TSXV:HOCL	100%	\$18.50
Emerita Resources Corp.	TSXV:EMO	97%	\$1.46
Obsidian Energy Ltd.	TSX:OBE	96%	\$4.24
CGX Energy Inc.	TSXV:OYL	90%	\$1.75
Crew Energy Inc.	TSX:CR	89%	\$2.21
i3 Energy plc	TSX:ITE	71%	\$0.24
Ensign Energy Services Inc.	TSX:ESI	71%	\$2.24
BriaCell Therapeutics Corp.	TSXV:BCT	66%	\$6.64
EXFO Inc.	TSX:EXF	65%	\$7.36

Oil & Gas

TOP COMPANIES	TICKER	SHARE PRICE PERFORMANCE	SHARE PRICE 30/06/2021 (CAD)
Highwood Oil Company Ltd.	TSXV:HOCL	100%	\$18.50
Obsidian Energy Ltd.	TSX:OBE	96%	\$4.24
CGX Energy Inc.	TSXV:OYL	90%	\$1.75
Crew Energy Inc.	TSX:CR	89%	\$2.21
i3 Energy plc	TSX:ITE	71%	\$0.24
Renaissance Oil Corp.	TSXV:ROE	44%	\$0.52
Yangarra Resources Ltd.	TSX:YGR	39%	\$1.65
Pipestone Energy Corp.	TSX:PIPE	32%	\$2.27
NuVista Energy Ltd.	TSX:NVA	30%	\$3.98
Athabasca Oil Corp.	TSX:ATH	27%	\$0.98

Most Active in June 2021

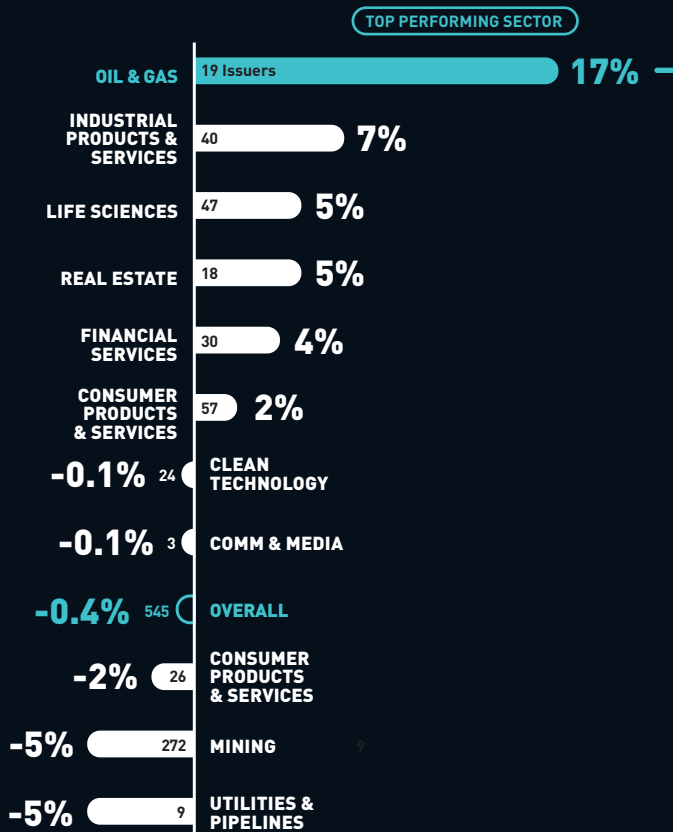
	TICKER	VOLUME TRADED (millions of shares)
Athabasca Oil Corp.	TSX:ATH	61.4
Hut 8 Mining Corp.	TSX:HUT	53.9
Roxgold Inc.	TSX:ROXG	51.6
Auxly Cannabis Group Inc.	TSX:XLY	49.3
Argonaut Gold Inc.	TSX:AR	43.2
Surge Energy Inc.	TSX:SGY	40.2
GoGold Resources Inc.	TSX:GGD	38.2
Headwater Exploration Inc.	TSX:HWX	37.1
UEX Corp.	TSX:UEX	36.1
Emerita Resources Corp.	TSXV:EMO	32.8

Small Cap

MARKET CAP \$25 MILLION TO \$100 MILLION

JUNE 2021

Average Share Price Performance by Sector



June 2021 Share Price Performance

	TICKER	SHARE PRICE PERFORMANCE	SHARE PRICE 30/06/2021 (CAD)
NEO Battery Materials Ltd.	TSXV:NBM	300%	\$0.86
Salona Global Medical Device Corp.	TSXV:SGMD	151%	\$1.13
Nanalysis Scientific Corp.	TSXV:NSCI	130%	\$1.24
Delphx Capital Markets Inc.	TSXV:DELX	113%	\$0.50
Quantum Emotion Corp.	TSXV:QNC	94%	\$0.35
Journey Energy Inc.	TSX:JOY	72%	\$1.55
Oculus VisionTech Inc.	TSXV:OVT	70%	\$0.78
PsyBio Therapeutics Corp.	TSXV:PSYB	67%	\$0.50
InPlay Oil Corp.	TSX:IPO	64%	\$1.23
Mosaic Capital Corp.	TSXV:M	61%	\$5.42

Oil & Gas

TOP COMPANIES	TICKER	SHARE PRICE PERFORMANCE	SHARE PRICE 30/06/2021 (CAD)
Journey Energy Inc.	TSX:JOY	72%	\$1.55
InPlay Oil Corp.	TSX:IPO	64%	\$1.23
Hemisphere Energy Corp.	TSXV:HME	56%	\$0.89
PetroShale Inc.	TSXV:PSH	56%	\$0.32
Bengal Energy Ltd.	TSX:BNG	38%	\$0.11
Kolibri Global Energy Inc.	TSX:KEI	38%	\$0.11
Eco (Atlantic) Oil & Gas Ltd.	TSXV:EOG	28%	\$0.51
Pieridae Energy Ltd.	TSX:PEA	26%	\$0.53
TAG Oil Ltd.	TSXV:TAO	25%	\$0.40
Petrus Resources Ltd.	TSX:PRQ	23%	\$0.80

Most Active in June 2021

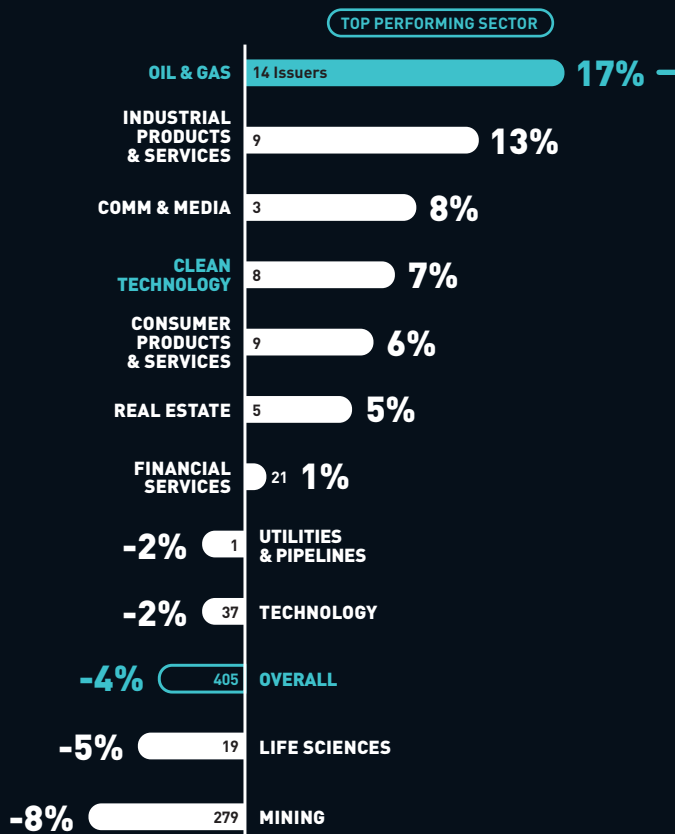
	TICKER	VOLUME TRADED (millions of shares)
Petroteq Energy Inc.	TSXV:PQE	67.9
Cryptostar Corp.	TSXV:CSTR	53
NEO Battery Materials Ltd.	TSXV:NBM	46.7
Datametrex AI Ltd.	TSXV:DM	31.6
Nulegacy Gold Corp.	TSXV:NUG	31.1
Fuelpositive Corp.	TSXV:NHHH	29.8
Saturn Oil & Gas Inc.	TSXV:SOIL	23.3
Anfield Energy Inc.	TSXV:AEC	21.2
Therma Bright Inc.	TSXV:THRM	20.1
Fabled Silver Gold Corp.	TSXV:FCO	17.7

Micro Cap

MARKET CAP <\$25 MILLION

JUNE 2021

Average Share Price Performance by Sector



June 2021 Share Price Performance

	TICKER	SHARE PRICE PERFORMANCE	SHARE PRICE 30/06/2021 (CAD)
Appreciated Media Holdings Inc.	TSXV:AMH	900%	\$0.05
Altair Resources Inc.	TSXV:AVX	108%	\$0.13
Labrador Technologies Inc.	TSXV:LTX	100%	\$0.01
Darelle Online Solutions Inc.	TSXV:DAR	100%	\$0.01
Big Ridge Gold Corp.	TSXV:BRAU	95%	\$0.38
Stelmine Canada Ltée / Stelmine Canada Ltd.	TSXV:STH	91%	\$0.20
Diamcor Mining Inc.	TSXV:DMI	74%	\$0.27
WestKam Gold Corp.	TSXV:WKG	74%	\$0.20
Canterra Minerals Corp.	TSXV:CTM	74%	\$0.40
ATW Tech Inc.	TSXV:ATW	69%	\$0.11

Oil & Gas

TOP COMPANIES	TICKER	SHARE PRICE PERFORMANCE	SHARE PRICE 30/06/2021 (CAD)
Stamper Oil & Gas Corp.	TSXV:STMP	60%	\$0.04
Pulse Oil Corp.	TSXV:PUL	50%	\$0.06
ROK Resources Inc.	TSXV:ROK	44%	\$0.26
Goldeneye Resources Corp.	TSXV:GOE	25%	\$0.08
Sonoro Energy Ltd.	TSXV:SNV	20%	\$0.06
Altura Energy Inc.	TSXV:ATU	18%	\$0.23
Prairie Provident Resources Inc.	TSX:PPR	17%	\$0.07
Southern Energy Corp.	TSXV:SOU	13%	\$0.09
Nexera Energy Inc.	TSXV:NGY	10%	\$0.06
Razor Energy Corp.	TSXV:RZE	2%	\$0.67

Most Active in June 2021

	TICKER	VOLUME TRADED (millions of shares)
Deep-South Resources Inc.	TSXV:DSM	60.1
Pulse Oil Corp.	TSXV:PUL	58.8
Claritas Pharmaceuticals, Inc.	TSXV:CLAS	41.6
Northern Shield Resources Inc.	TSXV:NRN	27.2
Mantaro Silver Corp.	TSXV:MSLV	24.2
Sparta Capital Ltd.	TSXV:SAY	22.9
Nexus Gold Corp.	TSXV:NXS	21.5
Roadman Investments Corp.	TSXV:LITT	20.8
Binovi Technologies Corp.	TSXV:VISN	19.9
Sugarbud Craft Growers Corp.	TSXV:SUGR	18.1

Top TSX and TSXV Indices in June 2021

	Performance
S&P/TSX Information Technology Index	14%
S&P/TSX Venture Consumer Staples Index	11%
S&P/TSX Venture Energy Index	10%
S&P/TSX Energy Index	8%
S&P/TSX Venture Real Estate Index	5%
S&P/TSX Venture Information Technology Index	4%
S&P/TSX Communication Services Index	3%
S&P/TSX 60 Index	2%
S&P/TSX Composite Index	2%
S&P/TSX Utilities Index	2%

Top ETFs in June 2021

	Ticker	Share Price Performance	Share Price 30/06/2021 (CAD)	Fund Family
BetaPro Natural Gas Leveraged Daily Bull ETF	TSX:HNU	48%	\$11.48	Horizons ETF
BetaPro Crude Oil Leveraged Daily Bull ETF	TSX:HOU	20%	\$36.95	Horizons ETF
BetaPro Canadian Gold Miners -2x Daily Bear ETF	TSX:HGD	18%	\$9.38	Horizons ETF
BetaPro S&P/TSX Capped Energy 2x Daily Bull ETF	TSX:HEU	17%	\$56.19	Horizons ETF
Horizons Natural Gas ETF	TSX:HUN	16%	\$8.71	Horizons ETF
BetaPro Gold Bullion -2x Daily Bear ETF	TSX:HBD	15%	\$13.46	Horizons ETF
iShares S&P/TSX Capped Information Technology Index ETF	TSX:XIT	14%	\$52.15	BlackRock/iShares
First Trust Nasdaq Clean Edge Green Energy ETF	TSX:QCLN	14%	\$28.21	First Trust
BetaPro Silver -2x Daily Bear ETF	TSX:HZD	13%	\$4.51	Horizons ETF
BMO MSCI Genomic Innovation Index ETF	TSX:ZGEN	13%	\$29.60	BMO

For more information contact:

RICHARD GOODMAN

Head of Capital Development

T 1 416 947-6644

E richard.goodman@tmx.com

[tsx.com/mig](https://www.tsx.com/mig)

As at March 28, 2021, unless otherwise noted. Companies were subject to a minimum trading value to qualify for analysis. ©2021 TSX Inc. All rights reserved. The information in this document is provided for informational purposes only. This document, and certain of the information contained in this document, is TSX Inc.'s proprietary information. Do not disclose, copy, distribute, sell or modify this document or any of its contents without TSX Inc.'s prior written consent. Neither TMX Group Limited nor any of its affiliates represents, warrants or guarantees the completeness or accuracy of the information contained in this document and they are not responsible for any errors or omissions in or your use of, or reliance on, the information. The information in this document is provided with the express condition, to which by making use thereof you expressly consent, that no liability shall be incurred by TMX Group Limited and/or any of its affiliates as a result of any errors or omissions herein or any use or reliance upon the information. TMX Group Limited and its affiliates are not responsible for any errors or omissions in, or your use of, information accessed through links to any third party sites, and the views, comments, opinions and advice of any third party, in this document or on any third party site, reflect those of the individual authors only and are not necessarily endorsed by TMX Group Limited and its affiliates. TMX Group Limited and its affiliates have not prepared, reviewed or updated the content of any third party sites, and assume no responsibility for such information. The information provided is not an invitation to purchase securities listed on Toronto Stock Exchange or TSX Venture Exchange. TMX Group Limited and its affiliates do not endorse or recommend any of the referenced securities or issuers, and this document does not, nor should it be construed as, providing any trading, legal, accounting, tax, investment, business, financial or other advice, and you should not rely on it for such purposes. Professional advisors should be consulted. Listing on Toronto Stock Exchange or TSX Venture Exchange does not guarantee the future performance of a security or an issuer. The S&P/TSX 60 Index and the S&P/TSX Composite Index (the "S&P/TSX Indices") are products of S&P Dow Jones Indices LLC or its affiliates ("SPDJI") and TSX Inc. ("TSX"). Standard & Poor's® and S&P® are registered trademarks of Standard & Poor's Financial Services LLC ("S&P"); Dow Jones® is a registered trademark of Dow Jones Trademark Holdings LLC ("Dow Jones"); and TSX® is a registered trademark of TSX, SPDJI, Dow Jones, S&P, their respective affiliates and TSX do not sponsor, endorse, sell or promote any products based on the S&P/TSX Indices and none of such parties make any representation regarding the advisability of investing in such product(s) nor do they have any liability for any errors, omissions or interruptions of the S&P/TSX Indices or any data related thereto. TMX, the TMX design, Toronto Stock Exchange, TSX, TSXV, TSX Venture Exchange, The Future is Yours to See, and Voir le futur. Réaliser l'avenir, are the trademarks of TSX Inc. All other trademarks used herein are the property of their respective owners.