

# Toronto Stock Exchange ETF Report

**The year 2020 was in a word “historic” for the Canadian ETF industry. The momentum seen in the record number of listings of new ETFs, assets appreciation and sales carried through to the first quarter of 2021.**

At TSX, we welcomed 39 new ETFs across 12 different ETF providers in the first quarter of 2021. Across the Canadian ETF industry we saw net flows totalling \$14.3 billion, just shy of last year’s record of \$15.8 billion over the same period, with February leading the way in ETF sales.\*

## New ETF Listings by Asset Class

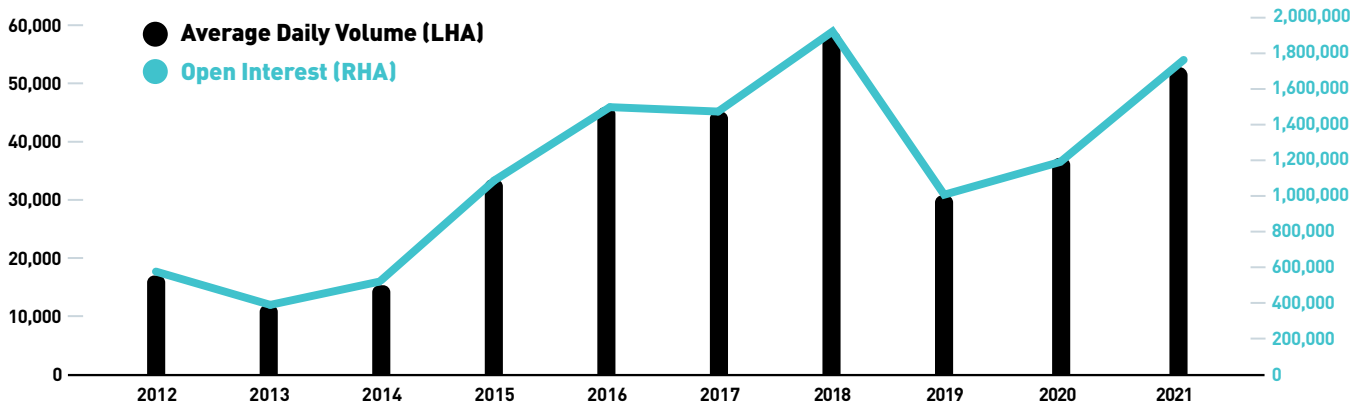
<b>Alternative</b>	2	<b>Asset Allocation</b>	1
<b>Commodity</b>	2	<b>Cryptocurrency</b>	3
<b>Equity</b>	27	<b>Fixed Income</b>	5

TSX has been at the leading edge of innovation within the global ETF industry. In March 1990, we launched the world’s first ETF. In November 2000, the world’s first fixed income ETF listed on the TSX and most recently on February 18, 2021, the TSX listed the world’s first Bitcoin ETF, the Purpose Bitcoin ETF. This was followed the next day by Evolve’s Bitcoin ETF and CI Galaxy Bitcoin ETF in early March.

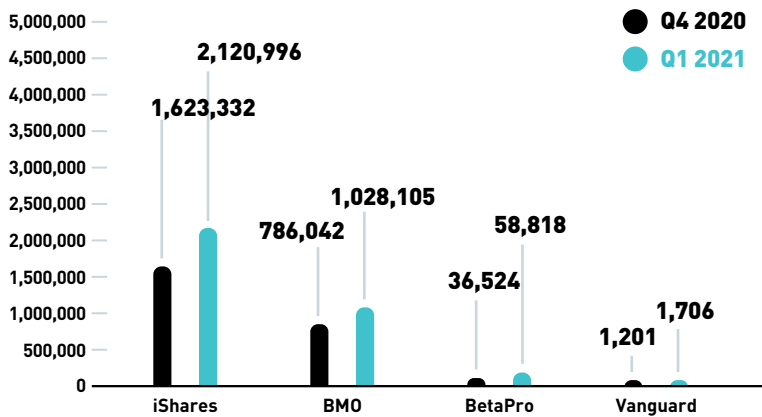
TSX’s 819 listed ETFs represented 98.9% of the total ETF volume traded in Q1 across all Canadian markets. Approximately 97% of AUM in Canadian ETFs are with TSX listed ETFs. This shows Canadians and investors from around the world that the TSX is Canada’s leading ETF platform.

# MX ETF Sector Overview

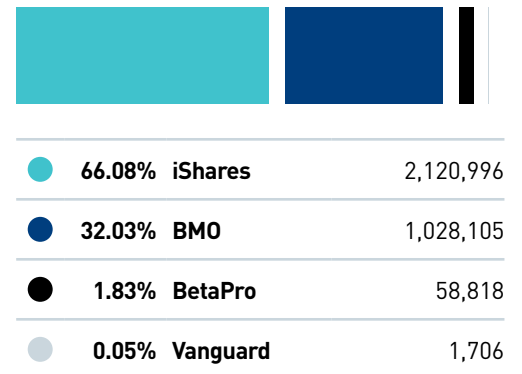
## ETF Options Average Daily Volume and Open Interest



## 2021 Quarterly Volume Evolution per ETF Provider



## ETF Options Volume by Provider (Q1 2021)



## Top 10 Most Traded ETF Options (Volume)

	Symbol	Jan	Fev	Mar	Total
iShares S&P/TSX 60 Index ETF	<b>XIU</b>	589,425	791,335	423,142	<b>1,803,902</b>
BMO Equal Weight Banks Index ETF	<b>ZEB</b>	144,573	325,306	206,948	<b>676,827</b>
BMO S&P 500 Index ETF	<b>ZSP</b>	35,358	78,303	50,164	<b>163,825</b>
iShares S&P/TSX Capped REIT Index Fund	<b>XRE</b>	94,070	29,263	23,371	<b>146,704</b>
BMO S&P/TSX Capped Composite Index ETF	<b>ZCN</b>	247	60,135	40,268	<b>100,650</b>
iShares S&P/TSX Capped Energy Index ETF	<b>XEG</b>	23,677	15,907	59,385	<b>98,969</b>
BMO MSCI EAFE Hedged To CAD Index ETF	<b>ZDM</b>	10	41,990	9,777	<b>51,777</b>
Horizons Marijuana Life Sciences Index ETF	<b>HMMJ</b>	7,626	21,932	14,659	<b>44,217</b>
iShares Canadian Corporate Bond Index ETF	<b>XCB</b>	8,021	16,037	12,109	<b>36,167</b>
BMO Equal Weight Utilities Index ETF	<b>ZUT</b>	22,227	189	4,341	<b>26,757</b>

# New ETF Listings

## Q1 2021

<b>NAME</b>	<b>Fund Family</b>	<b>Listing Date</b>	<b>Symbol</b>
<b>Accelerate OneChoice Alternative Portfolio ETF</b>	Accelerate	January 27, 2021	<b>ONEC</b>
<b>Dynamic Active International ETF</b>	BlackRock/iShares	March 31, 2021	<b>DXIF</b>
<b>Dynamic Active Retirement Income+ ETF</b>	BlackRock/iShares	March 31, 2021	<b>DXR</b>
<b>iShares ESG MSCI Canada Leaders Index ETF</b>	Blackrock/iShares	March 11, 2021	<b>XCLR</b>
<b>iShares ESG MSCI EAFE Leaders Index ETF</b>	Blackrock/iShares	March 11, 2021	<b>XDLR</b>
<b>iShares ESG MSCI USA Leaders Index ETF</b>	Blackrock/iShares	March 11, 2021	<b>XULR</b>
<b>BMO ESG High Yield US Corporate Bond Index ETF</b>	BMO	February 18, 2021	<b>ESGH</b>
<b>BMO Clean Energy Index ETF</b>	BMO	January 26, 2021	<b>ZCLN</b>
<b>BMO Covered Call Technology ETF</b>	BMO	January 26, 2021	<b>ZWT</b>
<b>BMO MSCI Fintech Innovation Index ETF</b>	BMO	January 26, 2021	<b>ZFIN</b>
<b>BMO MSCI Genomic Innovation Index ETF</b>	BMO	January 26, 2021	<b>ZGEN</b>
<b>BMO MSCI Innovation Index ETF</b>	BMO	January 26, 2021	<b>ZINN</b>
<b>BMO MSCI Next Gen Internet Innovation Index ETF</b>	BMO	January 26, 2021	<b>ZINT</b>
<b>BMO MSCI Tech &amp; Industrial Innovation Index ETF</b>	BMO	January 26, 2021	<b>ZAUT</b>
<b>BMO Short-Term US TIPS Index ETF</b>	BMO	January 26, 2021	<b>ZTIP</b>
<b>CI Galaxy Bitcoin ETF</b>	CI First Asset	March 9, 2021	<b>BTCX.U</b>
<b>CI Gold Bullion Fund</b>	CI First Asset	January 12, 2021	<b>VALT</b>
<b>CI Munro Global Growth Equity Fund</b>	CI Funds	January 12, 2021	<b>CMGG</b>
<b>CIBC Canadian Bond Index ETF</b>	CIBC	March 31, 2021	<b>CCBI</b>
<b>CIBC Canadian Equity Index ETF</b>	CIBC	March 31, 2021	<b>CCEI</b>
<b>CIBC International Equity Index ETF</b>	CIBC	March 31, 2021	<b>CIEI</b>
<b>CIBC U.S. Equity Index ETF</b>	CIBC	March 31, 2021	<b>CUEI</b>

<b>NAME</b>	<b>Fund Family</b>	<b>Listing Date</b>	<b>Symbol</b>
Desjardins RI Emerging Markets - Low CO2 Index ETF	Desjardins	March 12, 2021	<b>DRME</b>
Bitcoin ETF	Evolve ETFs	February 19, 2021	<b>EBIT</b>
Evolve Cloud Computing Index Fund	Evolve ETFs	January 11, 2021	<b>DATA</b>
Franklin Innovation Active ETF	Franklin Templeton	February 4, 2021	<b>FINO</b>
Guardian Canadian Bond ETF	Guardian Capital	March 31, 2021	<b>GCBD</b>
Guardian Canadian Sector Controlled Equity Fund	Guardian Capital	March 31, 2021	<b>GCSC</b>
Guardian Fundamental All Country Equity ETF	Guardian Capital	March 16, 2021	<b>GGAC</b>
Guardian Fundamental Emerging Markets Equity ETF	Guardian Capital	March 16, 2021	<b>GGEM</b>
Harvest Clean Energy ETF	Harvest Portfolios	January 14, 2021	<b>HCLN</b>
Harvest Travel & Leisure Index ETF	Harvest Portfolios	January 14, 2021	<b>TRVL</b>
NBI Active International Equity ETF	National Bank	February 11, 2021	<b>NINT</b>
NBI Active U.S. Equity ETF	National Bank	February 11, 2021	<b>NUSA</b>
NBI Canadian Dividend Income ETF	National Bank	February 11, 2021	<b>NDIV</b>
NBI Sustainable Canadian Corporate Bond ETF	National Bank	February 11, 2021	<b>NSCC</b>
Black Diamond Distressed Opportunities Fund	Purpose Investments	March 25, 2021	<b>BDOP</b>
Black Diamond Global Equity Fund	Purpose Investments	March 25, 2021	<b>BDEQ</b>
Purpose Bitcoin ETF	Purpose Investments	February 18, 2021	<b>BTCC</b>

## For more information:

### GRAHAM MACKENZIE

Head, Exchange Traded Products,  
Toronto Stock Exchange

**T** +1 416 947-4534

**E** graham.mackenzie@tmx.com

**T** @tsx\_tsxv

### KEITH WU

Head, ETF Customer Success  
Toronto Stock Exchange and TSX Venture Exchange

**T** + 1 416 389-1910

**E** keith.wu@tmx.com

**T** @tsx\_tsxv

**tmx.com/etf**

©2021 TSX Inc. All rights reserved. The information in this document is provided for informational purposes only. Neither TMX Group Limited nor any of its affiliates represents, warrants or guarantees the completeness or accuracy of the information contained in this document and they are not responsible for any errors or omissions in or your use of, or reliance on, the information. The information in this document is provided with the express condition, to which by making use thereof you expressly consent, that no liability shall be incurred by TMX Group Limited and/or any of its affiliates as a result of any errors or omissions herein or any use or reliance upon the information. The information provided in this document is not an invitation to purchase securities listed on Toronto Stock Exchange. TMX Group Limited and its affiliates do not endorse or recommend any of the referenced securities or issuers, and this document does not, nor should it be construed as, providing any trading, legal, accounting, tax, investment, business, financial or other advice, and you should not rely on it for such purposes. Professional advisors should be consulted. Listing on Toronto Stock Exchange does not guarantee the future performance of a security or an issuer. "S&P" is a trademark owned by Standard & Poor's Financial Services LLC, and "TSX" is a trademark owned by TSX Inc. The Future is Yours to See., TMX, the TMX design, TMX Group, Toronto Stock Exchange, TSX and Voir le futur. Réaliser l'avenir. are trademarks of TSX Inc. All other trademarks herein are the property of their respective owners.