

# Four Takeaways For Investors

The following are some key observations of the TSX and TSX Venture Exchange markets:

## 1. SOLID PERFORMANCE AMONG ALL MARKET CAP SEGMENTS

All four market cap segments increased by 4-5% in April. Oil & Gas was the top performing sector in Large Cap and Mid Cap (+12% and +11%, respectively) while Industrials was the top performer in Small Cap, Communications the top performer in Micro Cap (+7% and +8%, respectively).

[CLICK HERE FOR MORE INFORMATION](#)

## 2. STRONG RESOURCES PERFORMANCE IN APRIL

While Oil & Gas performed well in the top two market cap segments, Mining also had a strong month with above-average performance in each of the four market cap segments, with returns ranging between +5-10%.

[CLICK HERE FOR MORE INFORMATION](#)

## 3. THREE OF TOP FIVE INDICES ARE TSXV

The TSXV Energy (+22%), Consumer Discretionary (+7%) and Materials (+4%) indexes were in the top 5 performing indices in April.

[CLICK HERE FOR MORE INFORMATION](#)

## 4. HORIZONS HAD THE TOP SEVEN PERFORMING ETFS

Horizons' two best performing ETFs in April were in the Oil & Gas sector (+18% and +13%, respectively), while the other five ETFs had broad sector coverage and ranged in performance from +10-12%.

[CLICK HERE FOR MORE INFORMATION](#)

 [SUBSCRIBE TO OUR MARKET INTELLIGENCE REPORTS](#)

APRIL 2021

# Investor Insights

Brought to you by **Toronto Stock Exchange** and **TSX Venture Exchange**.

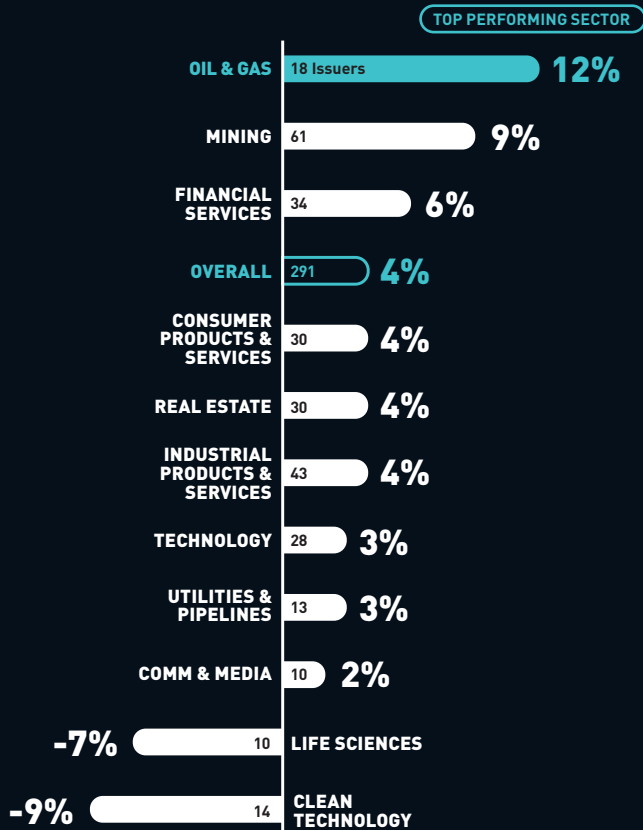
 **THE FUTURE IS YOURS TO SEE.®**

# Large Cap

MARKET CAP >\$1 BILLION

APRIL 2021

## Average Share Price Performance by Sector



## April 2021 Share Price Performance

	TICKER	SHARE PRICE PERFORMANCE	SHARE PRICE 30/04/2021 (CAD)
Reconnaissance Energy Africa Ltd.	TSXV:RECO	169%	\$8.86
New Found Gold Corp.	TSXV:NFG	58%	\$6.73
AutoCanada Inc.	TSX:ACQ	55%	\$47.36
Orocobre Limited	TSX:ORL	39%	\$6.36
Galaxy Digital Holdings Ltd.	TSX:GLXY	38%	\$35.24
SolGold plc	TSX:SOLG	34%	\$0.51
Ivanhoe Mines Ltd.	TSX:IVN	34%	\$8.67
Capstone Mining Corp.	TSX:CS	33%	\$5.49
K92 Mining Inc.	TSX:KNT	26%	\$8.02
Champion Iron Limited	TSX:CIA	26%	\$6.50

## Oil & Gas

TOP COMPANIES	TICKER	SHARE PRICE PERFORMANCE	SHARE PRICE 30/04/2021 (CAD)
Reconnaissance Energy Africa Ltd.	TSXV:RECO	169%	\$8.86
Imperial Oil Limited	TSX:IMO	17%	\$35.50
Paramount Resources Ltd.	TSX:POU	13%	\$11.44
Freehold Royalties Ltd.	TSX:FRU	11%	\$8.05
Tourmaline Oil Corp.	TSX:TOU	11%	\$26.52
Enerplus Corporation	TSX:ERF	5%	\$6.61
MEG Energy Corp.	TSX:MEG	4%	\$6.79
Parex Resources Inc.	TSX:PXT	3%	\$23.15
Cenovus Energy Inc.	TSX:CVE	1%	\$9.57
Suncor Energy Inc.	TSX:SU	0%	\$26.29

## Most Active in April 2021

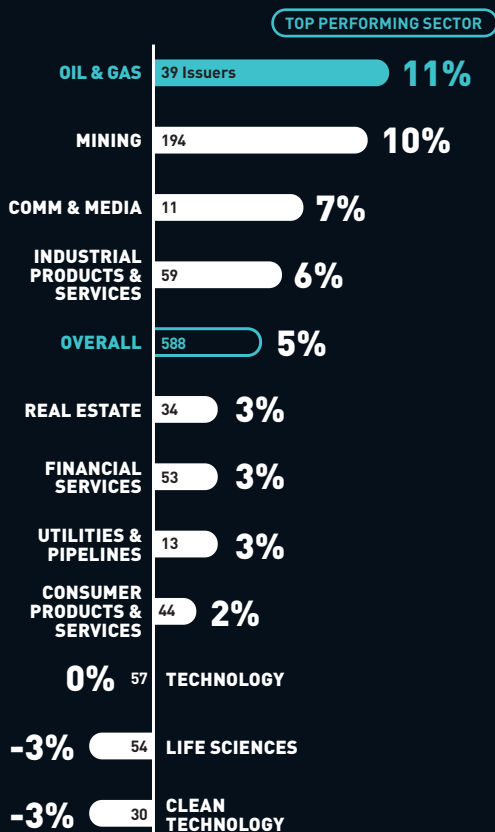
	TICKER	VOLUME TRADED (millions of shares)
Toronto-Dominion Bank (The)	TSX:TD	146.4
Bombardier Inc.	TSX:BBD.B	131.2
Enbridge Inc.	TSX:ENB	115.9
Royal Bank of Canada	TSX:RY	113.4
Suncor Energy Inc.	TSX:SU	109.9
TC Energy Corporation	TSX:TRP	100.1
Manulife Financial Corporation	TSX:MFC	96.4
Cenovus Energy Inc.	TSX:CVE	94.8
Canadian Natural Resources Limited	TSX:CNQ	94.1
Bank of Nova Scotia (The)	TSX:BNS	90.2

# Mid Cap

MARKET CAP \$100 MILLION TO \$1 BILLION

APRIL 2021

## Average Share Price Performance by Sector



## April 2021 Share Price Performance

	TICKER	SHARE PRICE PERFORMANCE	SHARE PRICE 30/04/2021 (CAD)
Renaissance Oil Corp.	TSXV:ROE	281%	\$0.40
GreenFirst Forest Products Inc.	TSXV:GFP	263%	\$10.20
Laurion Mineral Exploration Inc.	TSX:LME	215%	\$0.63
Tetra Bio-Pharma Inc.	TSX:TBP	116%	\$0.41
Gold Mountain Mining Corp.	TSX:GMTN	102%	\$2.63
Thor Explorations Ltd.	TSX:THX	81%	\$0.38
UEX Corporation	TSX:UEX	69%	\$0.44
Copper Fox Metals Inc.	TSX:CUU	64%	\$0.59
Black Iron Inc.	TSX:BKI	60%	\$0.64
GEN III Oil Corporation	TSX:GIII	56%	\$1.58

## Oil & Gas

TOP COMPANIES	TICKER	SHARE PRICE PERFORMANCE	SHARE PRICE 30/04/2021 (CAD)
Renaissance Oil Corp.	TSXV:ROE	281%	\$0.40
GEN III Oil Corporation	TSXV:GIII	56%	\$1.58
Advantage Oil & Gas Ltd.	TSX:AAV	38%	\$3.26
CGX Energy Inc.	TSXV:OYL	20%	\$0.97
Birchcliff Energy Ltd.	TSX:BIR	20%	\$3.12
Storm Resources Ltd.	TSX:SRX	17%	\$3.18
Pine Cliff Energy Ltd.	TSX:PNE	15%	\$0.30
Headwater Exploration Inc.	TSX:HWX	15%	\$4.49
Athabasca Oil Corporation	TSX:ATH	13%	\$0.60
Baytex Energy Corp.	TSX:BTE	12%	\$1.46

## Most Active in April 2021

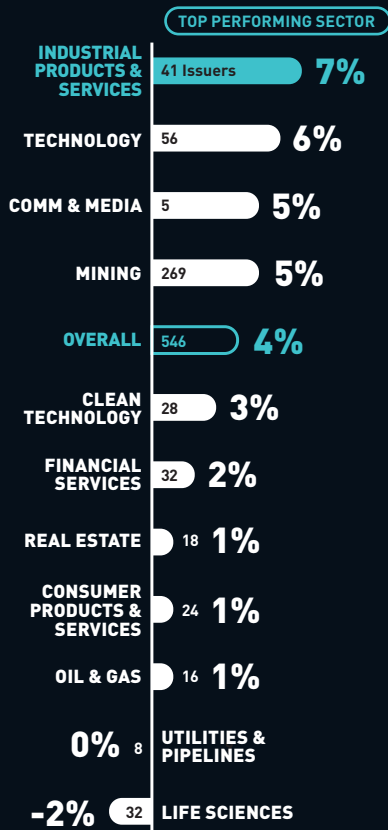
	TICKER	VOLUME TRADED (millions of shares)
The Supreme Cannabis Company, Inc.	TSX:FIRE	218.3
Cryptostar Corp.	TSXV:CSTR	141.8
Renaissance Oil Corp.	TSXV:ROE	94.9
Tetra Bio-Pharma Inc.	TSX:TBP	87.4
Zenabis Global Inc.	TSX:ZENA	77.9
DMG Blockchain Solutions Inc.	TSXV:DMGI	67.4
Roxgold Inc.	TSX:ROXG	64.4
Organigram Holdings Inc.	TSX:OGI	60.2
QYOU Media Inc.	TSXV:QYOU	53.7
Baytex Energy Corp.	TSX:BTE	51.5

# Small Cap

MARKET CAP \$25 MILLION TO \$100 MILLION

APRIL 2021

## Average Share Price Performance by Sector



## April 2021 Share Price Performance

	TICKER	SHARE PRICE PERFORMANCE	SHARE PRICE 30/04/2021 (CAD)
GINSMS Inc.	TSXV:GOK	350%	\$0.23
Pure Extraction Corp.	TSXV:PURX	225%	\$0.99
Nubeva Technologies Ltd.	TSXV:NBVA	120%	\$1.30
Goldspot Discoveries Corp.	TSXV:SPOT	105%	\$0.82
Decklar Resources Inc.	TSXV:DKL	102%	\$1.11
Red Moon Resources Inc.	TSXV:RMK	70%	\$0.68
Superior Mining International Corporation	TSXV:SUI	70%	\$0.73
Cymat Technologies Ltd.	TSXV:CYM	68%	\$0.73
Nicola Mining Inc.	TSXV:NIM	55%	\$0.17
Altiplano Metals Inc.	TSXV:APN	54%	\$0.43

## INDUSTRIAL PRODUCTS & SERVICES

TOP COMPANIES	TICKER	SHARE PRICE PERFORMANCE	SHARE PRICE 30/04/2021 (CAD)
Pure Extraction Corp.	TSX:PURX	225%	\$0.99
Cymat Technologies Ltd.	TSXV:CYM	68%	\$0.73
Western Energy Services Corp.	TSX:WRG	25%	\$0.45
Imaflex Inc.	TSXV:IFX	25%	\$1.31
Hammond Manufacturing Company Limited	TSX:HMM.A	19%	\$4.09
Hammond Power Solutions Inc.	TSX:HPS.A	11%	\$11.08
Goodfellow Inc.	TSX:GDL	8%	\$11.00
Essential Energy Services Ltd.	TSX:ESN	7%	\$0.31
Bombardier Inc.	TSX:BBD.PR.D	7%	\$10.97
Spark Power Group Inc.	TSX:SPG	6%	\$1.68

## Most Active in April 2021

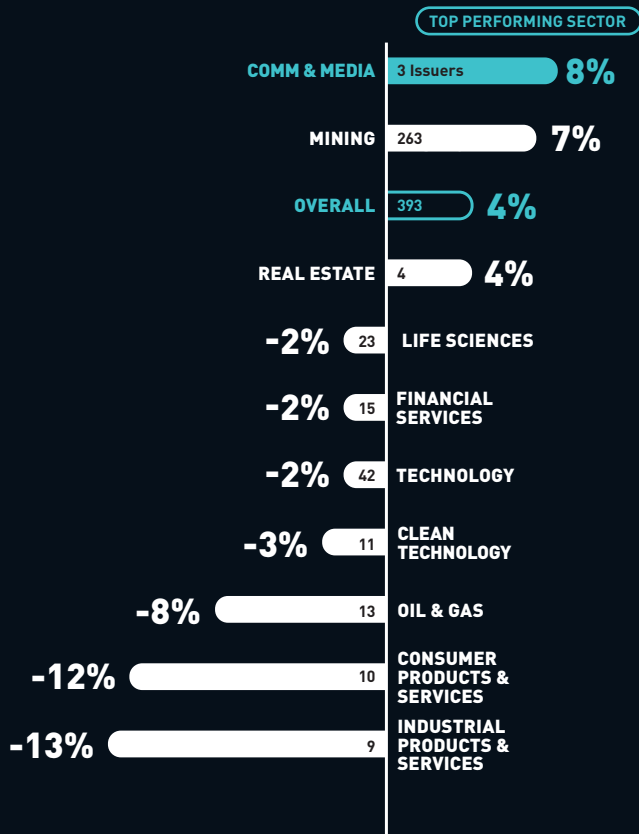
	TICKER	VOLUME TRADED (millions of shares)
Neptune Digital Assets Corp.	TSXV:NDA	89.6
VentriPoint Diagnostics Ltd.	TSXV:VPT	48.8
Therma Bright Inc.	TSXV:THRM	44.3
Solar Alliance Energy Inc.	TSXV:SOLR	38.6
Datametrex AI Limited	TSXV:DM	30.0
StageZero Life Sciences Ltd.	TSX:SZLS	24.3
Mega Uranium Ltd.	TSX:MGA	22.3
Maritime Resources Corp.	TSXV:MAE	20.9
Labrador Gold Corp.	TSXV:LAB	20.6
48North Cannabis Corp.	TSXV:NRTH	20.3

# Micro Cap

MARKET CAP <\$25 MILLION

APRIL 2021

## Average Share Price Performance by Sector



## April 2021 Share Price Performance

	TICKER	SHARE PRICE PERFORMANCE	SHARE PRICE 30/04/2021 (CAD)
Margaret Lake Diamonds Inc.	TSXV:DIA	250%	\$0.11
Arctic Star Exploration Corp.	TSXV:ADD	175%	\$0.22
Regent Pacific Properties Inc.	TSXV:RPP	133%	\$0.04
Le Mare Gold Corp.	TSXV:LMGC	125%	\$0.18
Stria Lithium Inc.	TSXV:SRA	120%	\$0.06
Delphx Capital Markets Inc.	TSXV:DELX	117%	\$0.20
Marvel Discovery Corp.	TSXV:MARV	100%	\$0.15
Xander Resources Inc.	TSXV:XND	90%	\$0.19
Pacific Ridge Exploration Ltd.	TSXV:PEX	90%	\$0.19
Prism Resources Inc.	TSXV:PRS	88%	\$0.08

## Comm & Media

TOP COMPANIES	TICKER	SHARE PRICE PERFORMANCE	SHARE PRICE 30/04/2021 (CAD)
Wow Unlimited Media Inc.	TSXV:WOW	44%	\$0.79
BCE Inc.	TSX:BCE.PR.N	3%	\$16.00
Network Media Group Inc.	TSXV:NTE	-24%	\$0.13

## Most Active in April 2021

	TICKER	VOLUME TRADED (millions of shares)
Terrace Energy Corp.	TSXV:TZR	87.8
Roadman Investments Corp.	TSXV:LITT	46.7
Claritas Pharmaceuticals, Inc.	TSXV:CLAS	41.5
Aurelius Minerals Inc.	TSXV:AUL	34.1
Datable Technology Corporation	TSXV:DAC	28.4
Saint Jean Carbon Inc.	TSXV:SJL	24.6
Naturally Splendid Enterprises Ltd.	TSXV:NSP	21.6
Current Water Technologies Inc.	TSXV:WATR	21.6
Emgold Mining Corporation	TSXV:EMR	21.5
Spectra7 Microsystems Inc.	TSXV:SEV	21.4

## Top TSX and TSXV Indices in April 2021

	Performance
S&P/TSX Venture Energy Index	22%
S&P/TSX Venture Consumer Discretionary Index	7%
S&P/TSX Materials Index	6%
S&P/TSX Consumer Discretionary Index	5%
S&P/TSX Venture Materials Index	4%
S&P/TSX Communication Services Index	3%
S&P/TSX Information Technology Index	3%
S&P/TSX Financials Index	2%
S&P/TSX Composite Index	2%
S&P/TSX Venture Financials Index	2%

## Top ETFs in April 2021

	Ticker	Share Price Performance	Share Price 30-APR-2021	Fund Family
BetaPro Natural Gas Leveraged Daily Bull ETF	TSX:HNU	18%	\$7.51	Horizons ETF
BetaPro Crude Oil Leveraged Daily Bull ETF	TSX:HOU	13%	\$27.75	Horizons ETF
BetaPro NASDAQ-100 2x Daily Bull ETF	TSX:HQU	12%	\$46.12	Horizons ETF
BetaPro Silver 2x Daily Bull ETF	TSX:HZU	11%	\$17.86	Horizons ETF
BetaPro S&P 500 2x Daily Bull ETF	TSX:HSU	11%	\$50.04	Horizons ETF
BetaPro Canadian Gold Miners 2x Daily Bull ETF	TSX:HGU	11%	\$17.31	Horizons ETF
BetaPro Marijuana Companies Inverse ETF	TSX:HMJI	10%	\$11.53	Horizons ETF
BMO MSCI USA ESG Leaders Index ETF	TSX:ESGY.F	9%	\$32.65	BMO
iShares S&P/TSX Global Base Metals Index ETF	TSX:XBM	9%	\$18.12	BlackRock/iShares
Hamilton U.S. Mid/Small-Cap Financials ETF	TSX:HUM.U	8%	\$21.22	Hamilton Capital

## For more information contact:

**RICHARD GOODMAN**

Head of Capital Development

T 1 416 947-6644

E richard.goodman@tmx.com

[tsx.com/mig](https://www.tsx.com/mig)

As at March 28, 2021, unless otherwise noted. Companies were subject to a minimum trading value to qualify for analysis. ©2021 TSX Inc. All rights reserved. The information in this document is provided for informational purposes only. This document, and certain of the information contained in this document, is TSX Inc.'s proprietary information. Do not disclose, copy, distribute, sell or modify this document or any of its contents without TSX Inc.'s prior written consent. Neither TMX Group Limited nor any of its affiliates represents, warrants or guarantees the completeness or accuracy of the information contained in this document and they are not responsible for any errors or omissions in or your use of, or reliance on, the information. The information in this document is provided with the express condition, to which by making use thereof you expressly consent, that no liability shall be incurred by TMX Group Limited and/or any of its affiliates as a result of any errors or omissions herein or any use or reliance upon the information. TMX Group Limited and its affiliates are not responsible for any errors or omissions in, or your use of, information accessed through links to any third party sites, and the views, comments, opinions and advice of any third party, in this document or on any third party site, reflect those of the individual authors only and are not necessarily endorsed by TMX Group Limited and its affiliates. TMX Group Limited and its affiliates have not prepared, reviewed or updated the content of any third party sites, and assume no responsibility for such information. The information provided is not an invitation to purchase securities listed on Toronto Stock Exchange or TSX Venture Exchange. TMX Group Limited and its affiliates do not endorse or recommend any of the referenced securities or issuers, and this document does not, nor should it be construed as, providing any trading, legal, accounting, tax, investment, business, financial or other advice, and you should not rely on it for such purposes. Professional advisors should be consulted. Listing on Toronto Stock Exchange or TSX Venture Exchange does not guarantee the future performance of a security or an issuer. The S&P/TSX 60 Index and the S&P/TSX Composite Index (the "S&P/TSX Indices") are products of S&P Dow Jones Indices LLC or its affiliates ("SPDJI") and TSX Inc. ("TSX"). Standard & Poor's® and S&P® are registered trademarks of Standard & Poor's Financial Services LLC ("S&P"); Dow Jones® is a registered trademark of Dow Jones Trademark Holdings LLC ("Dow Jones"); and TSX® is a registered trademark of TSX, SPDJI, Dow Jones, S&P, their respective affiliates and TSX do not sponsor, endorse, sell or promote any products based on the S&P/TSX Indices and none of such parties make any representation regarding the advisability of investing in such product(s) nor do they have any liability for any errors, omissions or interruptions of the S&P/TSX Indices or any data related thereto. TMX, the TMX design, Toronto Stock Exchange, TSX, TSXV, TSX Venture Exchange, The Future is Yours to See, and Voir le futur. Réaliser l'avenir, are the trademarks of TSX Inc. All other trademarks used herein are the property of their respective owners.