

Four Takeaways For Investors

The following are some key observations of the TSX and TSX Venture Exchange markets:

1. RETAIL PUSHES TRADING VOLUME HIGHER

With increased retail trading, particularly with technology and life sciences stocks, we are seeing unique levels of retail participation.

[CLICK HERE FOR MORE INFORMATION](#)

2. STRONG PERFORMANCE

All market cap segments showed strength in February, with Micro cap and Small cap segments with 21% and 18% returns, respectively.

[CLICK HERE FOR MORE INFORMATION](#)

3. TECH AND OIL & GAS STRONGEST SECTORS

In each market cap segment, both Technology and Oil & Gas outperformed, with Oil & Gas performing best in the Micro Cap segment (44%) and Technology in the Mid Cap segment (41%).

[CLICK HERE FOR MORE INFORMATION](#)

4. VENTURE INDICES SHINE AGAIN

The top three (and 7 of the top 8) indices in February were Venture-based, with the S&P/TSX Venture Information Technology Index performing best (35%).

[CLICK HERE FOR MORE INFORMATION](#)

 [SUBSCRIBE TO OUR MARKET INTELLIGENCE REPORTS](#)

FEBRUARY 2021

Investor Insights

Brought to you by **Toronto Stock Exchange** and **TSX Venture Exchange**.

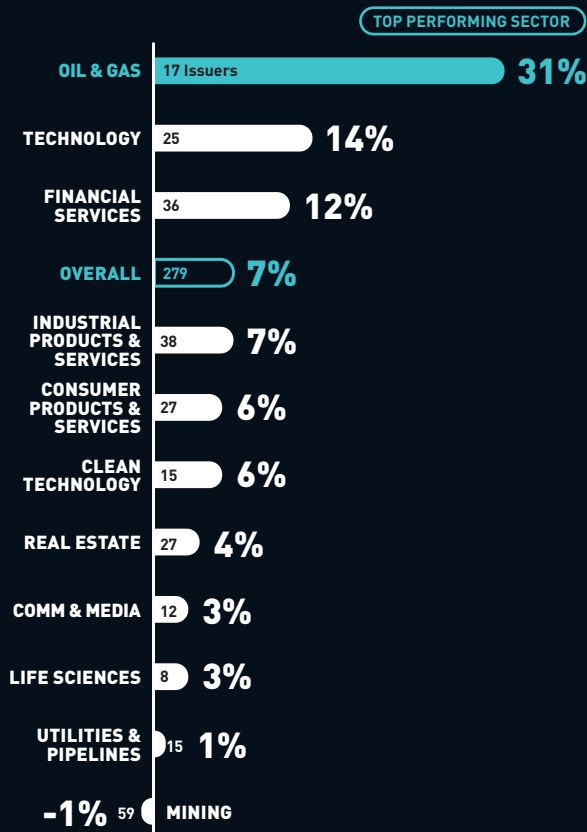
 **THE FUTURE IS YOURS TO SEE.®**

Large Cap

MARKET CAP >\$1 BILLION

FEBRUARY 2021

Average Share Price Performance by Sector



February 2021 Share Price Performance

	TICKER	SHARE PRICE PERFORMANCE	SHARE PRICE 28/02/2021 (CAD)
PyroGenesis Canada Inc.	TSX:PYR	120%	\$9.34
Hut 8 Mining Corp.	TSX:HUT	106%	\$10.00
HIVE Blockchain Technologies Ltd.	TSXV:HIVE	100%	\$4.82
Galaxy Digital Holdings Ltd.	TSX:GLXY	81%	\$16.65
Paramount Resources Ltd.	TSX:POU	68%	\$10.80
Facedrive Inc.	TSXV:FD	58%	\$42.50
Enerplus Corporation	TSX:ERF	56%	\$6.16
MEG Energy Corp.	TSX:MEG	54%	\$6.57
AcuityAds Holdings Inc.	TSX:AT	51%	\$28.26
Aphria Inc.	TSX:APHA	46%	\$22.73

Oil & Gas Sector

TOP COMPANIES	TICKER	SHARE PRICE PERFORMANCE	SHARE PRICE 28/02/2021 (CAD)
Paramount Resources Ltd.	TSX:POU	68%	\$10.80
Enerplus Corporation	TSX:ERF	56%	\$6.16
MEG Energy Corp.	TSX:MEG	54%	\$6.57
Ovintiv Inc.	TSX:OVV	46%	\$29.35
Vermilion Energy Inc.	TSX:VET	42%	\$7.97
Seven Generations Energy Ltd.	TSX:VII	37%	\$8.40
Crescent Point Energy Corp.	TSX:CPG	33%	\$4.67
ARC Resources Ltd.	TSX:ARX	29%	\$7.62
Tourmaline Oil Corp.	TSX:TOU	27%	\$23.16
Cenovus Energy Inc.	TSX:CVE	25%	\$9.42

Most Active in February 2021

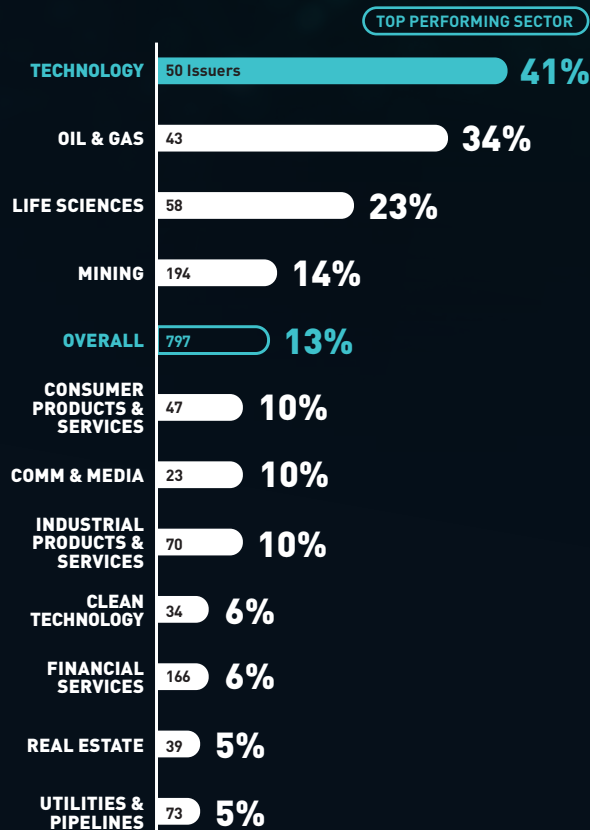
	TICKER	VOLUME TRADED (millions of shares)
Enbridge Inc.	TSX:ENB	576.9
Suncor Energy Inc.	TSX:SU	533.6
Manulife Financial Corporation	TSX:MFC	501.9
Aphria Inc.	TSX:APHA	369.5
Cenovus Energy Inc.	TSX:CVE	315.2
BlackBerry Limited	TSX:BB	300.2
Bombardier Inc.	TSX:BBD.B	299.2
Aurora Cannabis Inc.	TSX:ACB	253.6
Crescent Point Energy Corp.	TSX:CPG	223.9
Barrick Gold Corporation	TSX:ABX	191.6

Mid Cap

MARKET CAP \$100 MILLION TO \$1 BILLION

FEBRUARY 2021

Average Share Price Performance by Sector



February 2021 Share Price Performance

	TICKER	SHARE PRICE PERFORMANCE	SHARE PRICE 28/02/2021 (CAD)
SouthGobi Resources Ltd.	TSX:SGQ	689%	\$0.71
Digihost Technology Inc.	TSXV:DGHI	503%	\$4.22
GTEC Holdings Ltd.	TSXV:GTEC	485%	\$0.76
Cryptostar Corp.	TSXV:CSTR	400%	\$0.48
NextSource Materials Inc.	TSX:NEXT	289%	\$0.35
A2Z Smart Technologies Corp.	TSXV:AZ	235%	\$3.99
Gratomic Inc.	TSXV:GRAT	163%	\$1.17
ESE Entertainment Inc.	TSXV:ESE	146%	\$3.00
American Manganese Inc.	TSXV:AMY	134%	\$2.22
Adcore Inc.	TSXV:ADCO	131%	\$2.70

Technology Sector

TOP COMPANIES	TICKER	SHARE PRICE PERFORMANCE	SHARE PRICE 28/02/2021 (CAD)
Digihost Technology Inc.	TSXV:DGHI	503%	\$4.22
Cryptostar Corp.	TSXV:CSTR	400%	\$0.48
A2Z Smart Technologies Corp.	TSXV:AZ	235%	\$3.99
Adcore Inc.	TSXV:ADCO	131%	\$2.70
DMG Blockchain Solutions Inc.	TSXV:DMGI	120%	\$3.19
Kidoz Inc.	TSXV:KIDZ	109%	\$0.96
Reliq Health Technologies Inc.	TSXV:RHT	100%	\$0.85
Bitfarms Ltd.	TSXV:BITF	77%	\$5.90
Real Brokerage Inc. (The)	TSXV:REAX	71%	\$2.50
Playgon Games Inc.	TSXV:DEAL	54%	\$0.60

Most Active in February 2021

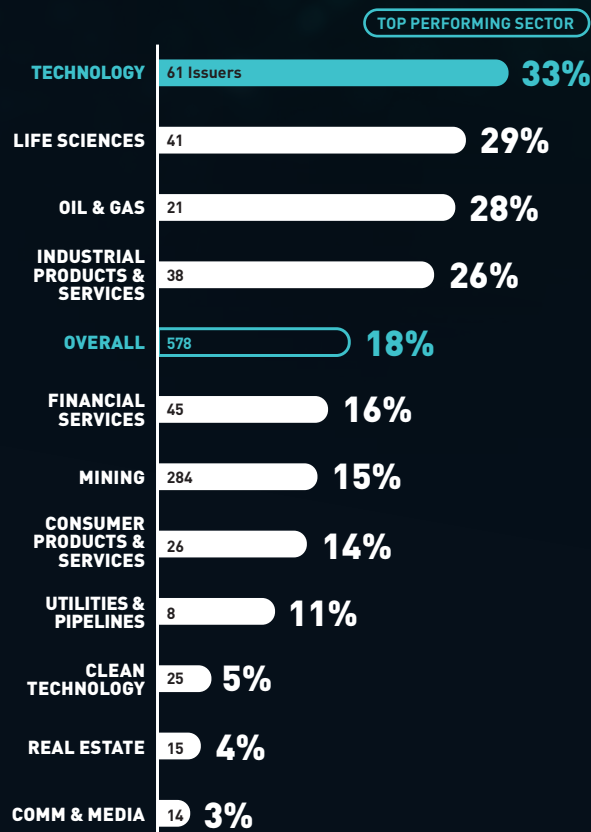
	TICKER	VOLUME TRADED (millions of shares)
The Supreme Cannabis Company, Inc.	TSX:FIRE	1,091.5
Zenabis Global Inc.	TSX:ZENA	672.1
The Green Organic Dutchman Holdings Ltd.	TSX:TGOD	318.6
Cryptostar Corp.	TSXV:CSTR	310.4
Organigram Holdings Inc.	TSX:OGI	309.7
Baytex Energy Corp.	TSX:BTE	290.1
NextSource Materials Inc.	TSX:NEXT	272.5
Athabasca Oil Corporation	TSX:ATH	229.9
Nevada Copper Corp.	TSX:NCU	217.2
High Tide Inc.	TSXV:HITI	209.5

Small Cap

MARKET CAP \$25 MILLION TO \$100 MILLION

FEBRUARY 2021

Average Share Price Performance by Sector



February 2021 Share Price Performance

	TICKER	SHARE PRICE PERFORMANCE	SHARE PRICE 28/02/2021 (CAD)
Arena Minerals Inc.	TSXV:AN	429%	\$0.19
Vision Lithium inc.	TSXV:VLI	385%	\$0.32
Red Moon Resources Inc.	TSXV:RMK	324%	\$0.53
Sparta Capital Ltd.	TSXV:SAY	283%	\$0.23
Braille Energy Systems Inc.	TSXV:BES	281%	\$0.61
Helix Applications Inc.	TSXV:HELX	279%	\$0.89
Personas Social Incorporated	TSXV:PRSN	238%	\$0.14
Windfall Geotek Inc.	TSXV:WIN	236%	\$0.42
Global Battery Metals Ltd.	TSXV:GBML	207%	\$0.69
Fortress Technologies Inc.	TSXV:FORT	198%	\$0.61

Technology Sector

TOP COMPANIES	TICKER	SHARE PRICE PERFORMANCE	SHARE PRICE 28/02/2021 (CAD)
Helix Applications Inc.	TSXV:HELX	279%	\$0.89
Personas Social Incorporated	TSXV:PRSN	238%	\$0.14
Fortress Technologies Inc.	TSXV:FORT	198%	\$0.61
Prodigy Ventures Corp.	TSXV:PGV	132%	\$0.22
CurrencyWorks Inc.	TSXV:CWRK	105%	\$1.54
Moovly Media Inc.	TSXV:MVY	103%	\$0.64
Datametrex AI Limited	TSXV:DM	81%	\$0.28
Snipp Interactive Inc.	TSXV:SPN	75%	\$0.14
Zoomd Technologies Ltd.	TSXV:ZOMD	74%	\$0.66
Deveron Corp.	TSXV:FARM	73%	\$0.78

Most Active in February 2021

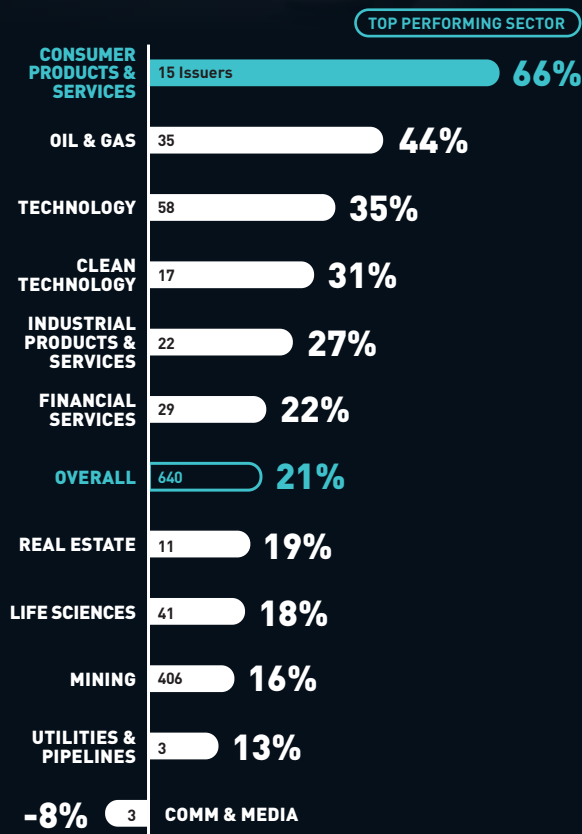
	TICKER	VOLUME TRADED (millions of shares)
Azincourt Energy Corp.	TSXV:AAZ	126.7
Vision Lithium inc.	TSXV:VLI	125.2
Datametrex AI Limited	TSXV:DM	122.7
Sparta Capital Ltd.	TSXV:SAY	117.2
QYOU Media Inc.	TSXV:QYOU	116.5
VIVO Cannabis Inc.	TSX:VIVO	111.4
Tetra Bio-Pharma Inc.	TSX:TBP	111.1
Braille Energy Systems Inc.	TSXV:BES	108.3
VentriPoint Diagnostics Ltd.	TSXV:VPT	102.8
Sugarbud Craft Growers Corp.	TSXV:SUGR	95.7

Micro Cap

MARKET CAP <\$25 MILLION

FEBRUARY 2021

Average Share Price Performance by Sector



February 2021 Share Price Performance

	TICKER	SHARE PRICE PERFORMANCE	SHARE PRICE 28/02/2021 (CAD)
Canyon Creek Food Company Ltd.	TSXV:CYF	400%	\$0.10
Vertical Explorations Inc.	TSXV:VERT	344%	\$0.20
Roadman Investments Corp.	TSXV:LITT	300%	\$0.12
NTG Clarity Networks Inc.	TSXV:NCI	250%	\$0.11
Eagle Graphite Incorporated	TSXV:EGA	222%	\$0.29
Reitmans (Canada) Limited	TSXV:RET.A	200%	\$0.54
Voyageur Pharmaceuticals Ltd.	TSXV:VM	193%	\$0.22
Vulcan Minerals Inc.	TSXV:VUL	182%	\$0.16
Fintech Select Ltd.	TSXV:FTEC	180%	\$0.14
Noble Iron Inc.	TSXV:NIR	180%	\$0.70

Consumer Products & Services Sector

TOP COMPANIES	TICKER	SHARE PRICE PERFORMANCE	SHARE PRICE 28/02/2021 (CAD)
Canyon Creek Food Company Ltd.	TSXV:CYF	400%	\$0.10
Reitmans (Canada) Limited	TSXV:RET.A	200%	\$0.54
Spyder Cannabis Inc.	TSXV:SPDR	171%	\$0.10
Reitmans (Canada) Limited	TSXV:RET	108%	\$0.50
Rocky Mountain Liquor Inc.	TSXV:RUM	46%	\$0.19
Imperial Ginseng Products Ltd.	TSXV:IGP	35%	\$0.50
Spot Coffee (Canada) Ltd.	TSXV:SPP	33%	\$0.04
Naturally Splendid Enterprises Ltd.	TSXV:NSP	15%	\$0.08
Zoomaway Travel Inc.	TSXV:ZMA	14%	\$0.04
Spectra Products Inc.	TSXV:SSA	9%	\$0.06

Most Active in February 2021

	TICKER	VOLUME TRADED (millions of shares)
Roadman Investments Corp.	TSXV:LITT	137.0
ClearStream Energy Services Inc.	TSX:CSM	124.6
Identillect Technologies Corp.	TSXV:ID	104.5
Zinc One Resources Inc.	TSXV:Z	88.7
NTG Clarity Networks Inc.	TSXV:NCI	79.7
iCo Therapeutics Inc.	TSXV:ICO	75.6
Vaxil Bio Ltd.	TSXV:VXL	72.7
Current Water Technologies Inc.	TSXV:WATR	66.0
Elixer Ltd.	TSXV:ELXR	65.8
Spyder Cannabis Inc.	TSXV:SPDR	57.5

Top TSX and TSXV Indices in February 2021

	Performance
S&P/TSX Venture Information Technology Index	35%
S&P/TSX Venture Industrials Index	28%
S&P/TSX Venture Consumer Discretionary Index	24%
S&P/TSX Energy Index	22%
S&P/TSX Venture Consumer Staples Index	15%
S&P/TSX Venture Energy Index	13%
S&P/TSX Venture Composite Index	10%
S&P/TSX Venture Health Care Index	10%
S&P/TSX Consumer Discretionary Index	9%
S&P/TSX Financials Index	7%

Top ETFs in February 2021

	Ticker	Share Price Performance	Share Price 28-FEB-2021	Fund Family
BetaPro S&P/TSX Capped Energy 2x Daily Bull ETF	TSX:HEU	48%	\$35.48	Horizons ETF
First Trust AlphaDEX Emerging Market Dividend ETF (CAD-Hedged)	TSX:FDE.A	47%	\$16.11	First Trust
BetaPro Crude Oil Leveraged Daily Bull ETF	TSX:HOU	38%	\$26.99	Horizons ETF
Horizons Big Data & Hardware Index ETF	TSX:HBGD.U	35%	\$61.09	Horizons ETF
Horizons Big Data & Hardware Index ETF	TSX:HBGD	32%	\$78.02	Horizons ETF
BetaPro Canadian Gold Miners -2x Daily Bear ETF	TSX:HGD	31%	\$12.70	Horizons ETF
Blockchain Technologies ETF	TSX:HBLK	30%	\$22.42	Harvest Portfolios
Invesco FTSE RAFI U.S. Index ETF II	TSX:PXS.U	28%	\$25.58	Invesco
Harvest Travel & Leisure Index ETF	TSX:TRVL	26%	\$23.42	Harvest Portfolios
Horizons Global Uranium Index ETF	TSX:HURA	26%	\$15.84	Horizons ETF

For more information contact:

RICHARD GOODMAN

Head of Capital Development

T 1 416 947-6644

E richard.goodman@tmx.com

[tsx.com/mig](https://www.tsx.com/mig)

As at February 28, 2021, unless otherwise noted. Companies were subject to a minimum trading value to qualify for analysis. ©2021 TSX Inc. All rights reserved. The information in this document is provided for informational purposes only. This document, and certain of the information contained in this document, is TSX Inc.'s proprietary information. Do not disclose, copy, distribute, sell or modify this document or any of its contents without TSX Inc.'s prior written consent. Neither TMX Group Limited nor any of its affiliates represents, warrants or guarantees the completeness or accuracy of the information contained in this document and they are not responsible for any errors or omissions in, or your use of, or reliance on, the information. The information in this document is provided with the express condition, to which by making use thereof you expressly consent, that no liability shall be incurred by TMX Group Limited and/or any of its affiliates as a result of any errors or omissions herein or any use or reliance upon the information. TMX Group Limited and its affiliates are not responsible for any errors or omissions in, or your use of, information accessed through links to any third party sites, and the views, comments, opinions and advice of any third party, in this document or on any third party site, reflect those of the individual authors only and are not necessarily endorsed by TMX Group Limited and its affiliates. TMX Group Limited and its affiliates have not prepared, reviewed or updated the content of any third party sites, and assume no responsibility for such information. The information provided is not an invitation to purchase securities listed on Toronto Stock Exchange or TSX Venture Exchange. TMX Group Limited and its affiliates do not endorse or recommend any of the referenced securities or issuers, and this document does not, nor should it be construed as, providing any trading, legal, accounting, tax, investment, business, financial or other advice, and you should not rely on it for such purposes. Professional advisors should be consulted. Listing on Toronto Stock Exchange or TSX Venture Exchange does not guarantee the future performance of a security or an issuer. The S&P/TSX 60 Index and the S&P/TSX Composite Index (the "S&P/TSX Indices") are products of S&P Dow Jones Indices LLC or its affiliates ("SPDJ") and TSX Inc. ("TSX"). Standard & Poor's® and S&P® are registered trademarks of Standard & Poor's Financial Services LLC ("S&P"); Dow Jones® is a registered trademark of Dow Jones Trademark Holdings LLC ("Dow Jones"); and TSX® is a registered trademark of TSX, SPDJ, Dow Jones, S&P, their respective affiliates and TSX do not sponsor, endorse, sell or promote any products based on the S&P/TSX Indices and none of such parties make any representation regarding the advisability of investing in such product(s) nor do they have any liability for any errors, omissions or interruptions of the S&P/TSX Indices or any data related thereto. TMX, the TMX design, Toronto Stock Exchange, TSX, TSXV, TSX Venture Exchange, The Future is Yours to See, and Voir le futur. Réaliser l'avenir, are the trademarks of TSX Inc. All other trademarks used herein are the property of their respective owners.