

# Toronto Stock Exchange ETF Report

**As we head into the final quarter of this decade, it is incredible to think of how much things have changed over the last 10 years. In 2009, TSX had just four ETF providers and some probably argued that it was too crowded. Move forward to today and there are 34 providers with listed products. The ETF industry in Canada has obviously seen considerable growth as investors have embraced ETFs into their portfolios.**

We frequently hear that the growth in the ETF industry has been strictly driven by investors looking to manage fees. That perspective unfortunately ignores many of the innovative products that have come to market. Today's array of products allow for advisors and portfolio managers to simply and effectively position their portfolios in a manner that fits their risk tolerances and objectives.

There is little doubt that we will continue to see this industry evolve and grow in the coming years.

## New Provider

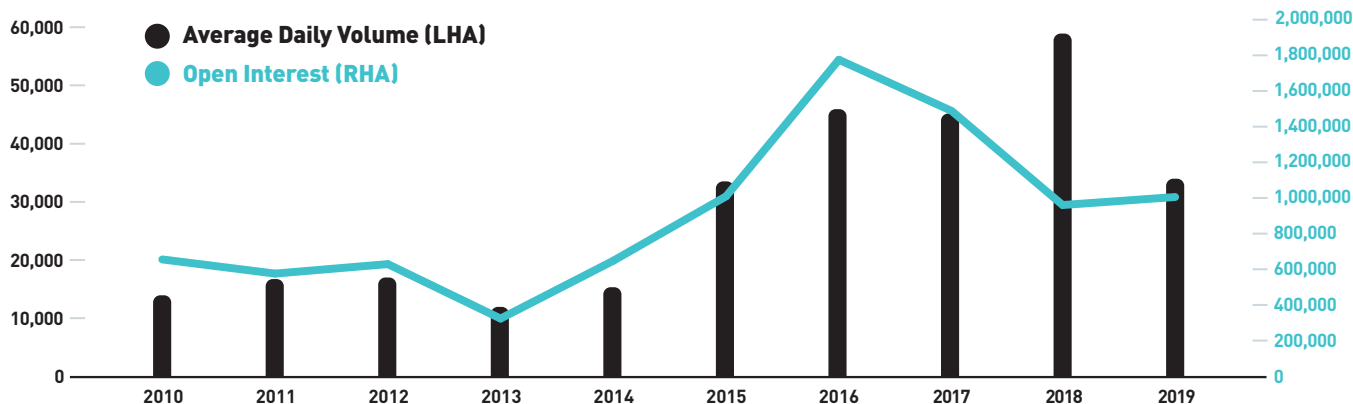


### **Picton Mahoney Asset Management**

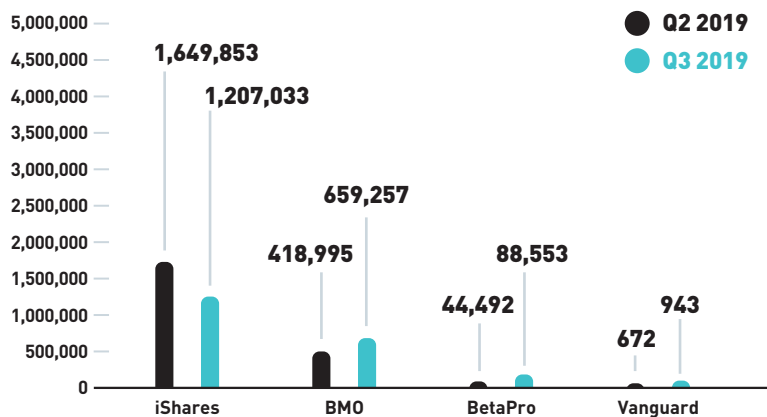
Picton Mahoney Asset Management launched the Picton Mahoney Fortified Income Alternative Fund and ETF Class (PFIA) and the addition of exchange-traded class of units ("ETF units") for Picton Mahoney Fortified Active Extension Alternative Fund (PFAE), Picton Mahoney Fortified Market Neutral Alternative Fund (PFMN), and Picton Mahoney Fortified Multi-Strategy Alternative Fund (PFMS) in July 2019. Founded in 2004 and 100% employee-owned, Picton Mahoney is a portfolio management boutique entrusted with over \$7.4 billion (as at September 30, 2019) in assets under management. Pioneers of Authentic Hedge® investment principles and practices in Canada, the firm offers a full suite of investment solutions, including mutual and alternative funds, to institutional and retail investors across the country.

# MX ETF Sector Overview

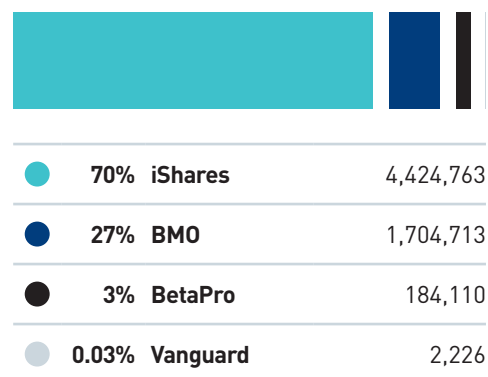
## ETF Options Average Daily Volume and Open Interest



## 2019 Quarterly Volume Evolution per ETF Provider



## ETF Options Volume by Provider (Q3 2019 YTD)



## Top 10 Most Traded ETF Options (Volume)

	Symbol	July	Aug	Sept	Total
iShares S&P/TSX 60 Index ETF	<b>XIU</b>	251,167	493,765	354,675	<b>3,893,786</b>
BMO Equal Weight Banks Index ETF	<b>ZEB</b>	66,922	83,097	191,657	<b>821,173</b>
BMO S&P 500 Index ETF	<b>ZSP</b>	40,055	60,152	50,087	<b>481,296</b>
iShares S&P/TSX Capped Energy Index ETF	<b>XEG</b>	8,667	4,906	13,834	<b>239,729</b>
BMO S&P/TSX Capped Composite Index ETF	<b>ZCN</b>	20,126	24,126	52,232	<b>198,327</b>
iShares S&P/TSX Global Gold Index ETF	<b>XGD</b>	7,323	4,642	10,634	<b>136,493</b>
Horizons Marijuana Life Sciences Index ETF	<b>HMMJ</b>	17,454	16,514	32,076	<b>116,181</b>
BMO MSCI EAFE Hedged To CAD Index ETF	<b>ZDM</b>	20,234	-	19,004	<b>103,911</b>
iShares S&P 500 Index ETF (CAD-Hedged)	<b>XSP</b>	1,977	2,000	15,901	<b>64,323</b>
BMO Equal Weight Utilities Index ETF	<b>ZUT</b>	6,010	45	12,002	<b>59,387</b>

NAME	Fund Family	Listing Date	Symbol
iShares Core Conservative Balanced ETF	Blackrock/iShares	August 13, 2019	<b>XCNS</b>
iShares Core Equity ETF	Blackrock/iShares	August 13, 2019	<b>XEQT</b>
iShares Core Income Balanced ETF	Blackrock/iShares	August 13, 2019	<b>XINC</b>
iShares Edge MSCI USA Momentum Factor Index ETF	Blackrock/iShares	September 10, 2019	<b>XMTM</b>
iShares Edge MSCI USA Quality Factor Index ETF	Blackrock/iShares	September 10, 2019	<b>XQLT</b>
iShares Edge MSCI USA Value Factor Index ETF	Blackrock/iShares	September 10, 2019	<b>XVLU</b>
iShares S&P U.S. Small-Cap Index ETF	Blackrock/iShares	September 10, 2019	<b>XSMC</b>
iShares S&P U.S. Small-Cap Index ETF (CAD-Hedged)	Blackrock/iShares	September 10, 2019	<b>XSMH</b>
Evolve Dividend Stability Preferred Share Index ETF	Evolve ETFs	September 26, 2019	<b>PREF</b>
Fidelity Canadian Short Term Corporate Bond ETF	Fidelity	September 25, 2019	<b>FCSB</b>
Fidelity Global Core Plus Bond ETF	Fidelity	September 25, 2019	<b>FCGB</b>
Fidelity Systematic Canadian Bond Index ETF	Fidelity	September 25, 2019	<b>FCCB</b>
Fidelity Systematic U.S. High Yield Bond Currency Neutral ETF	Fidelity	September 25, 2019	<b>FCHH</b>
Fidelity Systematic U.S. High Yield Bond ETF	Fidelity	September 25, 2019	<b>FCHY</b>
CI First Asset Global Asset Allocation ETF	First Asset	August 12, 2019	<b>CGAA</b>
First Trust Cboe Vest U.S. Equity Buffer ETF	First Trust	August 30, 2019	<b>AUGB.F</b>
Franklin Liberty Core Plus Bond ETF	Franklin Templeton	July 8, 2019	<b>FLCP</b>
Franklin Liberty Short Duration Bond ETF	Franklin Templeton	July 8, 2019	<b>FLSD</b>
Horizons Growth TRI ETF Portfolio	Horizons ETF	September 16, 2019	<b>HGRO</b>
Mackenzie Emerging Markets Bond Index ETF (CAD-Hedged)	Mackenzie	July 25, 2019	<b>QEBH</b>
Picton Mahoney Fortified Active Extension Alternative Fund	Picton Mahoney	July 16, 2019	<b>PFAE</b>
Picton Mahoney Fortified Income Alternative Fund	Picton Mahoney	July 16, 2019	<b>PFIA</b>
Picton Mahoney Fortified Market Neutral Alternative Fund	Picton Mahoney	July 16, 2019	<b>PFMN</b>
Picton Mahoney Fortified Multi-Strategy Alternative Fund	Picton Mahoney	July 16, 2019	<b>PFMS</b>

## For more information:

### GRAHAM MACKENZIE

Head, ETFs and Structured Products, Toronto Stock Exchange

**T** +1 416 947-4534

**E** graham.mackenzie@tmx.com

**T** @tsx\_tsxv

**tmx.com/etf**