

TSX ETF Report

Q2
2019

Looking back to the start of this year, you could feel the caution in the air after December's meltdown. Come forward six months and many of the broad indexes have rallied to new highs, but once again anxiety is lurking. This time, much of the caution is rooted in when and if this rally fizzles out.

ETF providers have brought many tools to market over the last few years to help, and many Canadian investors have found solace in the array of Canadian ETFs available to them. The advent of liquid alt ETFs in January and their potentially uncorrelated returns are just one of a few new ways for Canadian investors to position themselves during periods of decline or market volatility. Other strategies and products that can potentially provide defensive-minded investors some relief include sector-specific ETFs (for example, gold, REITS and utility ETFs), the range of low volatility ETFs, or geographic diversifications, fixed income and money market ETFs.

ETF critics frequently point to the proliferation of ETFs as a matter of concern. Although, in some circumstances, too much choice can lead to indecision, but in the case of ETFs a variety of product choice enables investors and their advisors to seek the right fit for their portfolios and their perspective of where the market is going.

Today, TSX lists ETFs across multiple asset classes; from active to passive; a variety of geographic regions; sectors from financials to cannabis to base metals to eSports; liquid alts; a range of different maturities and investment grades; income oriented; commodities; and on and on. While the sheer number of ETFs sounds daunting, once you peel back a layer you start to understand why and how the range of choice is helping investors find products that meet their personal needs.

Event Schedule

This fall, we have several educational events scheduled, including our 8th annual TSX ETF Institutional Conference in Toronto and our TSX ETF Exchange Lunch and Learn series with stops in Calgary, Montréal, Toronto and Vancouver. We look forward to seeing you at these events.

ETFGI Roundtable

SEP
24

Toronto
September 24, 2019

[REGISTER](#)

TMX Institutional ETF Conference

OCT
2

Toronto
October 2, 2019

[REGISTER](#)

TSX ETF Lunch and Learn Series

OCT
22

Montréal
October 22, 2019

[REGISTER](#)

OCT
30

Toronto
October 30, 2019

[REGISTER](#)

NOV
5

Vancouver
November 5, 2019

[REGISTER](#)

NOV
6

Calgary
November 6, 2019

[REGISTER](#)

Q2 Recap

TSX welcomed Accelerate Financial Technologies Inc. as a new ETF provider in the second quarter of 2019. With 13 new ETFs listed this quarter, there are a total of 672 ETFs listed on TSX with an aggregate market capitalization of \$178 billion. The following report summarizes the latest activity and trends in the ETF space on TSX.



Did you know?

**98.5% of Canadian
ETF AUM is listed
on TSX**

TMX THE FUTURE IS YOURS TO SEE.

tsx.com/etf

As at June 12, 2019. Source: Bloomberg

New Provider

Accelerate Financial Technologies Inc.

Accelerate is leading innovation in financial services, managing a suite of institutional-caliber alternative ETFs for investors seeking long-term performance. Accelerate was established by a team with a track record of successfully managing award-winning hedge funds and is disrupting the asset management industry by offering performance-oriented investment strategies previously reserved for wealthy investors at a 0% management fee.

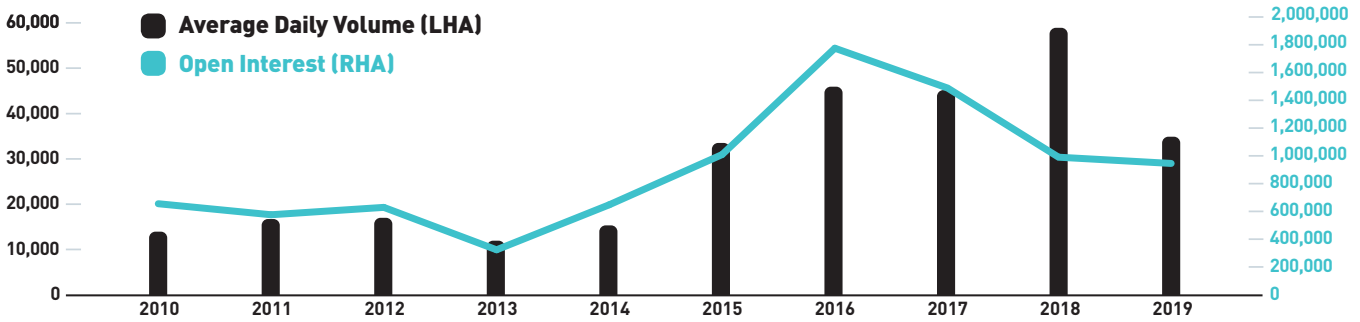
Accelerate's alternative ETFs include: Accelerate Absolute Return Hedge Fund (HDGE), Accelerate Enhanced Canadian Benchmark Alternative Fund (ATXS) and Accelerate Private Equity Alpha Fund (ALFA).

Find out more at accelerateshares.com

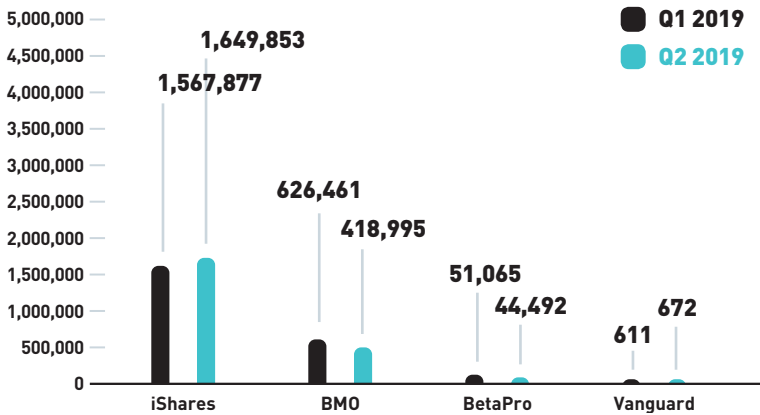


MX ETF Sector Overview

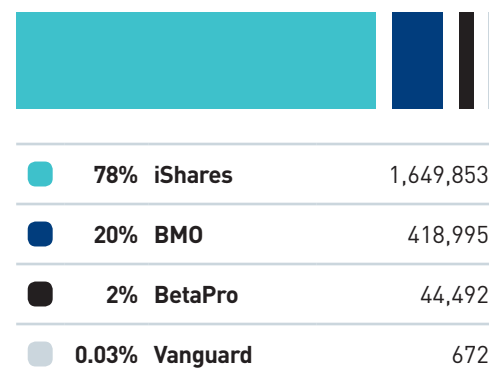
ETF Options Average Daily Volume and Open Interest



2019 Quarterly Volume Evolution per ETF Provider



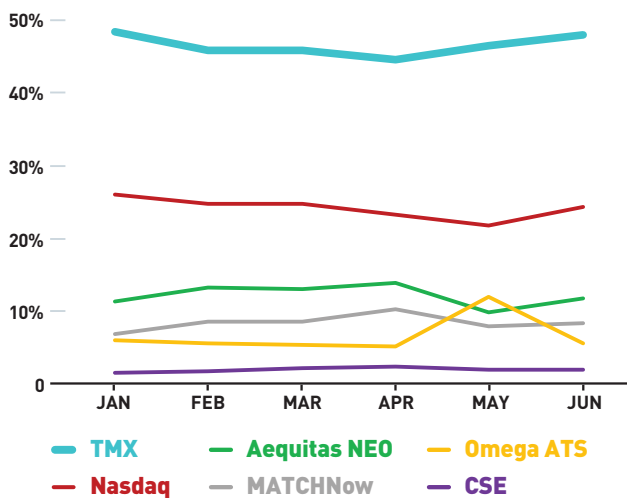
ETF Options Volume by Provider (Q2 2019 YTD)



ETF Trading Activity

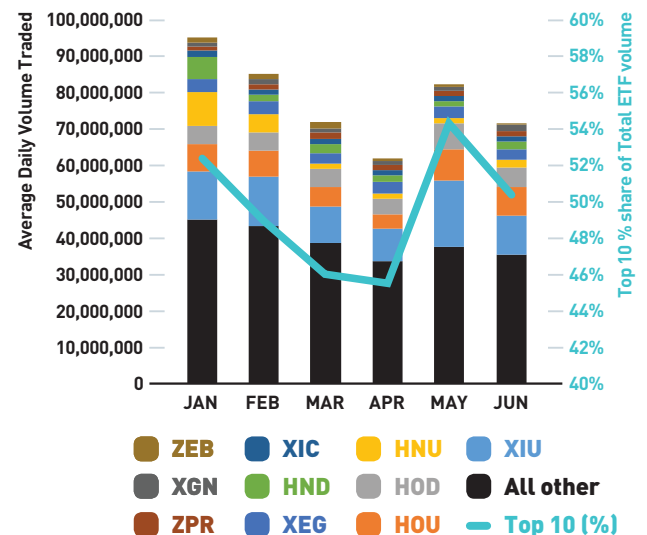
Market share of Traded ETF Volume - TSX-listed ETFs

(Measured by exchange family, excludes intentional crosses)



ETF Daily Traded Volume - Top 10 vs all other - TSX-listed ETFs

(Canada-wide volume. No exclusions)



Top 10 Most Traded ETF Options (Volume)

	Symbol	Apr	May	Jun	Total
iShares S&P/TSX 60 Index ETF	XIU	393,608	672,748	289,578	2,794,179
BMO Equal Weight Banks Index ETF	ZEB	50,496	65,358	55,590	479,497
BMO S&P 500 Index ETF	ZSP	110,061	207	60,033	331,002
iShares S&P/TSX Capped Energy Index ETF	XEG	107,322	53,503	12,772	212,322
iShares S&P/TSX Global Gold Index ETF	XGD	2,258	8,494	72,917	113,894
BMO S&P/TSX Capped Composite Index ETF	ZCN	55	141	30,105	101,843
BMO MSCI EAFE Hedged to CAD Index ETF	ZDM	-	15,000	-	64,673
Horizons Marijuana Life Sciences Index ETF	HMMJ	8,130	4,713	12,693	50,137
iShares Core S&P 500 Index ETF (CAD-Hedged)	XSP	17,091	4,343	8,839	44,445
BMO Equal Weight Utilities Index ETF	ZUT	3,050	6,080	11,170	41,330

Source: Montréal Exchange

New ETF Listings

Q2 2019

NAME	Fund Family	Listing Date	Symbol
TD Active Global Enhanced Dividend ETF	TD	May 9, 2019	TGED
TD Global Technology Leaders Index ETF	TD	May 9, 2019	TEC
TD Systematic International Equity Low Volatility ETF	TD	May 9, 2019	TILV
Accelerate Absolute Return Hedge Fund	Accelerate	May 10, 2019	HDGE
Accelerate Enhanced Canadian Benchmark Alternative Fund	Accelerate	May 10, 2019	ATSX
Accelerate Private Equity Alpha Fund	Accelerate	May 10, 2019	ALFA
Horizons Global Uranium Index ETF	Horizons ETF	May 16, 2019	HURA
Purpose Enhanced Premium Yield Fund	Purpose Investments	May 22, 2019	PAYF
BetaPro Marijuana Companies 2x Daily Bull ETF	Horizons ETF	May 24, 2019	HMJU
BetaPro Marijuana Companies Inverse ETF	Horizons ETF	May 24, 2019	HMJI
Evolve Global Materials & Mining Enhanced Yield Index ETF	Evolve ETFs	June 12, 2019	BASE BASE.B
Evolve E-Gaming Index ETF	Evolve ETFs	June 17, 2019	HERO
CI First Asset High Interest Savings ETF	First Asset	June 18, 2019	CSAV

Closed-End Funds (CEFs) converted into ETFs

ETF NAME	ETF Symbol	Conversion Date	CEF Name	CEF Ticker
Brompton European Dividend Growth ETF	EDGF	April 23, 2019	European Dividend Growth Fund	EDGF.UN
Middlefield American Core Dividend ETF	ACZ	June 11, 2019	American Core Sectors Dividend Fund	ACZ.UN
Middlefield Healthcare & Wellness ETF	HWF	June 11, 2019	Middlefield Healthcare & Wellness Dividend Fund	HWF.UN

For more information:

GRAHAM MACKENZIE

Head, ETFs and Structured Products, Toronto Stock Exchange

T +1 416 947-4534

E graham.mackenzie@tmx.com

T [@attsx_tsxv](https://twitter.com/attsx_tsxv)

tmx.com/etf

©2019 TSX Inc. All rights reserved. The information in this document is provided for informational purposes only. Neither TMX Group Limited nor any of its affiliates represents, warrants or guarantees the completeness or accuracy of the information contained in this document and they are not responsible for any errors or omissions in or your use of, or reliance on, the information. The information in this document is provided with the express condition, to which by making use thereof you expressly consent, that no liability shall be incurred by TMX Group Limited and/or any of its affiliates as a result of any errors or omissions herein or any use or reliance upon the information. The information provided in this document is not an invitation to purchase securities listed on Toronto Stock Exchange. TMX Group Limited and its affiliates do not endorse or recommend any of the referenced securities or issuers, and this document does not, nor should it be construed as, providing any trading, legal, accounting, tax, investment, business, financial or other advice, and you should not rely on it for such purposes. Professional advisors should be consulted. Listing on Toronto Stock Exchange does not guarantee the future performance of a security or an issuer. "S&P" is a trademark owned by Standard & Poor's Financial Services LLC, and "TSX" is a trademark owned by TSX Inc. TMX, the TMX design, TMX Group, Toronto Stock Exchange, and TSX are trademarks of TSX Inc. All other trademarks herein are the property of their respective owners.