

Toronto Stock Exchange ETF Report

Despite volatility in the market during the first three months of 2018, Canadian investors continued to pour money into ETFs. Assets under management from ETFs listed on TSX reached an all-time high of \$149B at the end of March. The Q1 2018 TSX ETF Report provides a deeper dive on the activity in the ETF space on TSX.

New Provider

Bristol Gate Capital Partners Inc.

Bristol Gate Capital Partners Inc. launched their first two actively-managed ETFs on February 21, 2018. The U.S. Concentrated ETF (Canadian dollar: TSX: BGU, U.S. dollar: TSX: BGU.U) and the Canadian Concentrated ETF (TSX: BGC) leverage their proprietary machine-learning model to predict dividend growth and combines it with fundamental analysis to build concentrated portfolios of the best dividend growers in their respective universes.



Founded in 2006, Bristol Gate has been at the forefront of using data science in investment management. The ETFs are based on strategies that have been running for almost 5 years for the Canadian strategy and almost 9 years for the U.S. strategy. Both strategies seek to achieve above market returns with less downside risk over time.

Source: ETF providers and TSX Market Intelligence Group. As at March 31, 2018.

ETF Exchange

Join us for a local installment of the ETF Exchange, the Lunch and Learn series for Investment Advisors and Portfolio Managers, where you will hear from industry experts who will share their insights on the ETF sector.

CE Credit: All dates listed are to be confirmed pending approval from IIROC.

MAY
15

Calgary
May 15, 2018

REGISTER

MAY
16

Edmonton
May 16, 2018

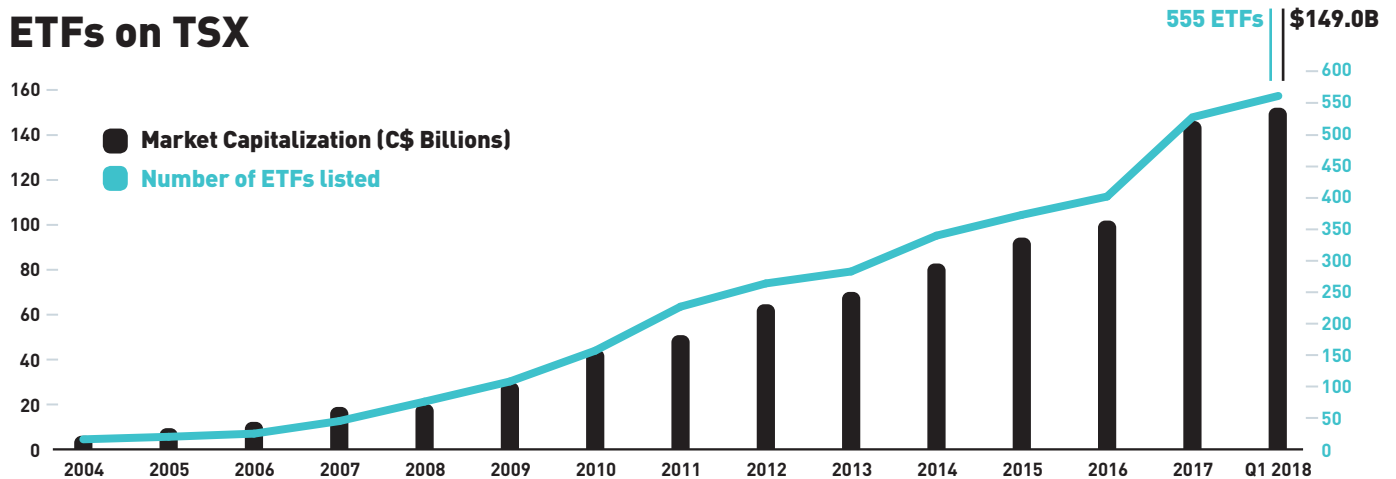
REGISTER

2018 National Sponsors



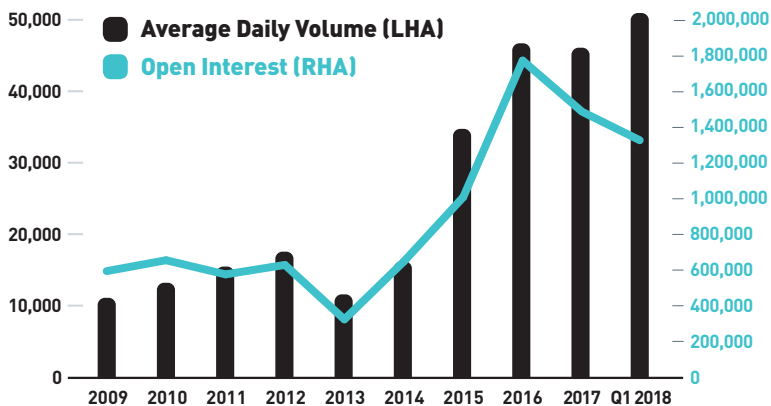
TSX ETF Sector Overview

ETFs on TSX

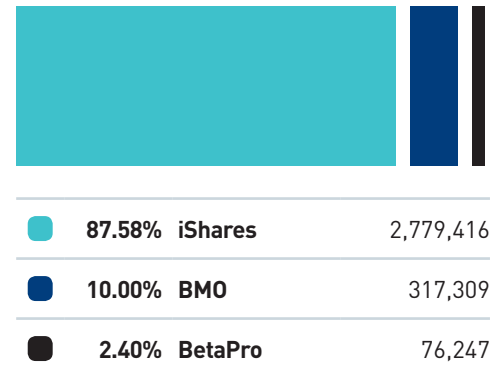


Source: TSX Market Intelligence Group

ETF Options Average Daily Volume and Open Interest



ETF Options Volume by Provider (Q1 2018)



Top 10 Most Traded ETF Options (Volume)

	Symbol	Jan	Feb	Mar	Q1 2018
iShares S&P/TSX 60 Index ETF	XIU	736,445	1,208,739	374,882	2,320,066
iShares S&P/TSX Capped Energy Index ETF	XEG	143,814	94,975	123,240	362,029
BMO S&P 500 Index ETF	ZSP	20,336	30,185	80,170	130,691
BMO S&P/TSX Equal Weight Banks Index ETF	ZEB	41,406	21,490	28,172	91,068
iShares S&P/TSX Global Gold Index ETF	XGD	9,236	8,336	35,643	53,215
BMO MSCI EAFE Hedged To CAD Index ETF	ZDM	30,000	-	20,000	50,000
Horizon Marijuana Life Sciences Index ETF	HMMJ	22,832	10,706	5,676	39,214
BMO S&P/TSX Capped Composite Index ETF	ZCN	55	29,111	108	29,274
iShares S&P 500 Index ETF (CAD-Hedged)	XSP	2,627	5,651	9,911	18,189
iShares S&P/TSX Capped Financials Index Fund	XFN	2,013	13,520	2,094	17,627

Source: Montreal Exchange

New ETF Listings - Q1 2018

NAME	Fund Family	Listing Date	Symbol
Mackenzie Canadian Equity Index ETF	Mackenzie	January 24, 2018	QCN
Mackenzie Canadian Large Cap Equity Index ETF	Mackenzie	January 24, 2018	QCE
Mackenzie International Equity Index ETF	Mackenzie	January 24, 2018	QDX
Mackenzie US High Yield Bond Index ETF (CAD-Hedged)	Mackenzie	January 24, 2018	QHY
Mackenzie US Large Cap Equity Index ETF	Mackenzie	January 24, 2018	QUU
Mackenzie Canadian Aggregate Bond Index ETF	Mackenzie	January 29, 2018	QBB
Mackenzie Canadian Short-Term Bond Index ETF	Mackenzie	January 29, 2018	QSB
Mackenzie International Equity Index ETF (CAD-Hedged)	Mackenzie	January 29, 2018	QDXH
Mackenzie US Investment Grade Corporate Bond Index ETF (CAD-Hedged)	Mackenzie	January 29, 2018	QUIG
Mackenzie US Large Cap Equity Index ETF (CAD-Hedged)	Mackenzie	January 29, 2018	QAH
Franklin Liberty Core Balanced ETF	Franklin Templeton	January 29, 2018	FLBA
Franklin LibertyQT Emerging Markets Index ETF	Franklin Templeton	January 29, 2018	FLEM
Franklin LibertyQT Global Dividend Index ETF	Franklin Templeton	January 29, 2018	FLGD
Vanguard Balanced ETF Portfolio	Vanguard Canada	February 1, 2018	VBAL
Vanguard Conservative ETF Portfolio	Vanguard Canada	February 1, 2018	VCNS
Vanguard Growth ETF Portfolio	Vanguard Canada	February 1, 2018	VGRO
Harvest Global Resource Leaders ETF	Harvest Portfolios	February 5, 2018	HRES
Harvest US Bank Leaders Income ETF	Harvest Portfolios	February 5, 2018	HUBL
Blockchain Technologies ETF	Harvest Portfolios	February 7, 2018	HBLK
Evolve Marijuana ETF	Evolve Funds	February 12, 2018	SEED
Bristol Gate Concentrated Canadian Equity ETF	Bristol Gate	February 21, 2018	BGC
Bristol Gate Concentrated US Equity ETF	Bristol Gate	February 21, 2018	BGU
Evolve Blockchain ETF	Evolve Funds	March 6, 2018	LINK
Harvest European Leaders Income ETF	Harvest Portfolios	March 6, 2018	HEUR
BMO Corporate Bond Index ETF	BMO	March 7, 2018	ZCB
BMO Europe High Dividend Covered Call ETF	BMO	March 7, 2018	ZWP
BMO Government Bond Index ETF	BMO	March 7, 2018	ZGB
BMO Short-Term Bond Index ETF	BMO	March 7, 2018	ZSB
BMO US High Dividend Covered Call Hedged to CAD ETF	BMO	March 7, 2018	ZWS
First Trust Indxx Innovative Transaction and Process ETF	First Trust	March 23, 2018	BLCK
Dynamic iShares Active Investment Grade Floating Rate ETF	BlackRock/iShares	March 28, 2018	DXV
Harvest Banks & Buildings Income ETF	Harvest Portfolios	March 29, 2018	HCBB

EMPOWERING FRESH PERSPECTIVES

Innovative, Expert, Insights on ETFs - Leading Strategists Delivering You Actionable Portfolio Solutions

Where To Invest for
Tomorrow, Today



David Rosenberg,
Chief Economist & Strategist,
Gluskin Sheff + Associates Inc.

All-Weather Portfolios for
the Coming Storm



Clément Gignac,
SVP, Investments; Chief
Economist,
iA Financial Group

Why Active (& Why Active in
an ETF Wrapper)?



Marc-André Gaudreau
Vice-President & Portfolio
Manager, Head of Fixed Income,
1832 Asset Management

Blockchain, Cryptocurrency
& the Future



Genevieve Roch-Decter
CEO,
Grit Capital

Learn More: www.insideetfscanada.com

For more information:

DANI LIPKIN

Head, Business Development, ETFs, CEFs, and Structured Notes, Toronto Stock Exchange

T +1 416 814-8874

E dani.lipkin@tmx.com

T @tsx_tsxv

tmx.com/etf