

DAILY REPORT



For more information, email trading_sales@tsx.com

June 29, 2022

Indices	June 29 Close	Previous Close	Change	% Change
S&P/TSX Composite Index	19,078.64			%
S&P/TSX 60 Index	1,160.09			%
S&P/TSX Venture Composite	626.34			%
S&P/TSX Completion Index	1,083.29			%
S&P/TSX Smallcap Index	668.66			%

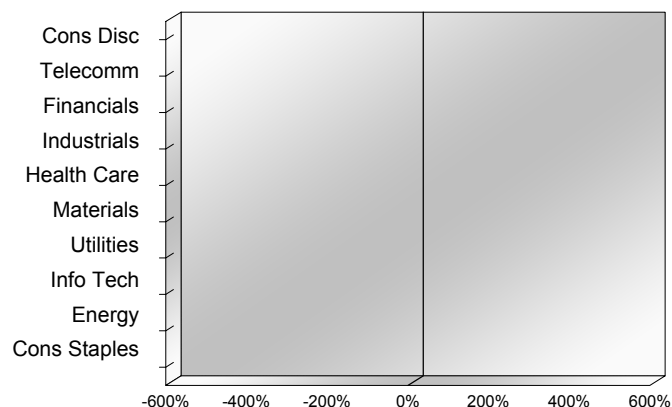
S&P/TSX Composite Index		
Advancers	Decliners	Unchanged
0	0	0

S&P/TSX Composite Index			
Top 10 Index Contributors		Top 10 Index Detractors	
Constituent	Index Contribution	Constituent	Index Contribution

S&P/TSX Composite Index			
Top 10 Advancers		Top 10 Decliners	
Constituent	Return	Constituent	Return
	%		%

S&P/TSX Composite Index				
Sector	# of Index Constituents	Weight	Market Cap (\$B)	Index Contribution
Consumer Discretionary	13	%	\$90.81	
Communication Services	7	%	\$143.29	
Financials	29	%	\$874.34	
Industrials	29	%	\$331.04	
Health Care	7	%	\$11.27	
Materials	52	%	\$331.05	
Utilities	16	%	\$141.84	
Information Technology	14	%	\$149.98	
Energy	38	%	\$510.50	
Consumer Staples	11	%	\$113.62	
S&P/TSX Composite Index	216	%	\$2,697.74	

S&P/TSX Composite Index - Sectors Returns



This report is published by TSX Inc. TSX Inc. does not guarantee either the completeness or the accuracy of this information. The information contained in this report is provided for informational purposes only and you agree not to rely upon the information contained in this report for any trading, business or financial purpose. These sheets are printed in Canada and issued by TSX Inc. under the express condition, to which everyone receiving or making use thereof assents, that no liability shall be incurred by TSX Inc. or its affiliated companies or any other vendor or donor, including, without limitation, for reliance on or for any errors or inaccuracies in this report. Neither TMX Group Limited, TSX Inc., nor any of their affiliated companies, guarantees the completeness of the information contained in this document and are not responsible for any errors or omission in or your use of, or reliance on, the information. This publication is under copyright. © 2016 TSX Inc. All rights reserved. Do not copy, distribute, sell or modify this publication without the prior written consent of TSX Inc. <http://www.tsx.com/trading>

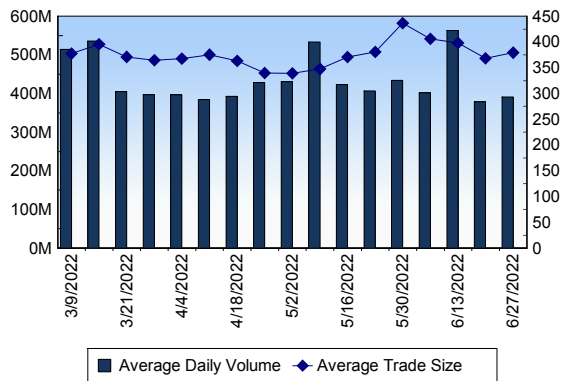
TSX

Daily Volume	334,468,906
Daily Value	\$8,342,955,969
Daily Trades	1,008,816
Daily Symbols Traded	1,997

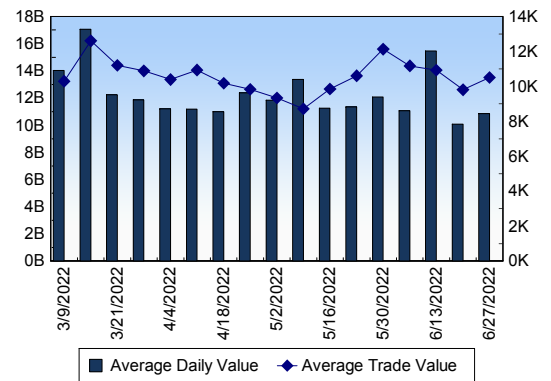
TSX ANONYMOUS TRADING

Daily Volume	143,613,881
Daily Value	\$3,435,776,238
Average Trade Size	296
% TSX Volume	42.94 %

TSX Volume



TSX Value (in Canadian Dollars)



Top 20 TSX Symbols by Volume

Symbol	TSX Volume	TSX Value
WCP	11,529,667	\$108,056,822
BNS	9,266,295	\$712,676,115
CPG	8,108,912	\$78,915,856
ATH	6,388,809	\$16,542,655
BTE	6,329,616	\$41,741,640
POW	5,908,785	\$196,547,737
TD	5,729,254	\$486,224,933
DIAM	5,700,141	\$622,613
CVE	5,126,675	\$130,965,183
SU	5,016,176	\$233,148,955
XIU	4,355,543	\$127,917,917
CNQ	4,275,147	\$305,748,502
TRP	4,196,173	\$282,804,100
MFC	4,166,227	\$93,226,651
VOYG	4,008,978	\$2,413,589
ABX	3,826,160	\$91,020,382
ENB	3,785,329	\$207,595,319
AR	3,728,667	\$1,850,785
UEX	3,689,622	\$1,257,286
TVE	3,567,341	\$16,531,849

Top 20 TSX Symbols by Value

Symbol	TSX Volume	TSX Value
BNS	9,266,295	\$712,676,115
TD	5,729,254	\$486,224,933
CNQ	4,275,147	\$305,748,502
TRP	4,196,173	\$282,804,100
RY	2,193,964	\$276,004,465
SU	5,016,176	\$233,148,955
ENB	3,785,329	\$207,595,319
CM	3,257,031	\$204,131,994
POW	5,908,785	\$196,547,737
NA	1,719,312	\$144,991,488
NTR	1,287,554	\$138,159,615
CVE	5,126,675	\$130,965,183
BMO	1,052,185	\$130,812,657
XIU	4,355,543	\$127,917,917
CSU.DB	811,000	\$118,439,460
WCP	11,529,667	\$108,056,822
CNR	745,416	\$107,712,804
ATD	1,784,658	\$93,645,213
MFC	4,166,227	\$93,226,651
ABX	3,826,160	\$91,020,382

ETF Trading

Daily Volume	32,593,176	Average Trade Value	\$13,819
Daily Value	\$610,678,868	Average Trade Size	738
# Trades	44,190	# of ETFs Traded	786

Top 10 ETFs by TSX Volume

Symbol	Market Volume	Market Value
XIU	4,355,543	\$127,917,917
XEG	3,314,376	\$51,474,337
HND	3,109,084	\$10,285,648
HOD	1,640,775	\$3,288,500
HQD	1,074,326	\$9,706,250
HQU	923,541	\$8,998,707
ZEB	851,350	\$29,255,115
HSD	707,280	\$6,225,634
HXT	680,930	\$31,723,073
ETHX.B	580,548	\$2,997,772

Top 10 ETFs by TSX Value

Symbol	Market Volume	Market Value
XIU	4,355,543	\$127,917,917
XEG	3,314,376	\$51,474,337
HXT	680,930	\$31,723,073
ZEB	851,350	\$29,255,115
XSP	366,487	\$14,941,418
HOU	480,527	\$14,040,920
XFN	293,482	\$12,988,734
HEU	254,754	\$12,668,281
XIC	399,368	\$12,125,716
VDY	283,088	\$12,057,482

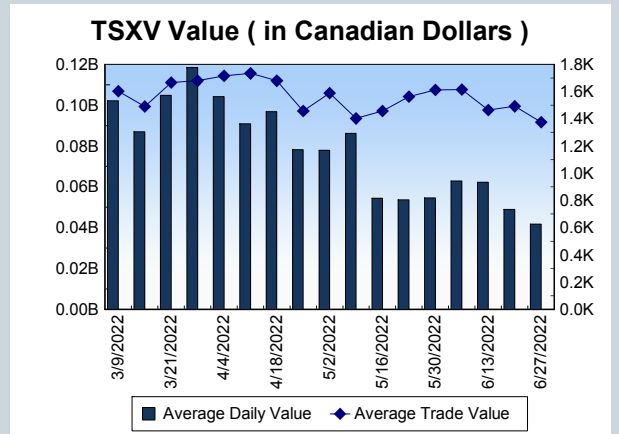
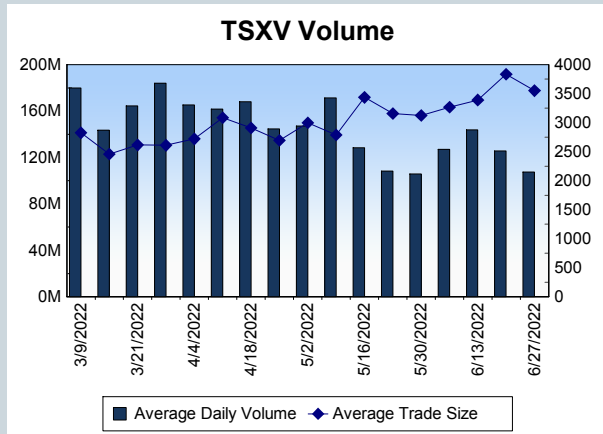
Block Trades	Non Block Trades
892	1,007,924

Top 5 Block Trade Brokers by Volume	
Broker	TSX Block Volume
NATIONAL BANK FINANCIAL	13,488,600
BMO NESBITT BURNS INC.	11,684,100
TD SECURITIES INC.	10,259,300
RBC CAPITAL MARKETS	6,201,900
CIBC WORLD MARKETS INC.	4,388,700

Top 5 Block Trade Symbols by Volume	
Symbol	TSX Block Volume
BNS	6,870,100
POW	4,876,900
TD	4,035,100
TRP	2,765,400
WCP	2,235,000

TSXV	
Daily Volume	109,454,163
Daily Value	\$41,000,390
Daily Trades	30,983
Daily Symbols Traded	1,190

TSXV ANONYMOUS TRADING	
Daily Volume	52,138,627
Daily Value	\$21,814,304
Average Trade Size	3,575
% TSXV Volume	47.64%



Top 20 TSXV Symbols by Volume		
Symbol	TSXV Volume	TSXV Value
CMC	6,248,116	\$524,398
NCX	2,861,500	\$600,705
MED	2,630,000	\$26,300
ATW	2,133,638	\$168,644
SOU	1,635,279	\$1,287,040
SOP.H	1,536,000	\$38,400
ELEC	1,123,590	\$162,932
NXO	1,110,609	\$214,513
ICON	1,058,729	\$49,217
RABI	1,046,500	\$20,945
AAU	1,026,972	\$70,763
PNN	1,025,136	\$11,126
FWZ	1,021,700	\$602,718
MARV	984,101	\$82,540
PQE	870,002	\$225,377
AAZ	869,880	\$52,131
MDL	858,100	\$45,140
RTI	811,253	\$19,502
OCG	801,472	\$87,199
CYP	789,797	\$821,658

Top 20 TSXV Symbols by Value		
Symbol	TSXV Volume	TSXV Value
TOI	62,160	\$4,485,998
SOU	1,635,279	\$1,287,040
RECO	238,728	\$1,277,114
HIVE	250,150	\$989,340
LI	466,943	\$912,025
FOM	355,055	\$842,958
CYP	789,797	\$821,658
EU	666,555	\$773,932
SALT	285,288	\$690,275
LIO	474,629	\$606,959
FWZ	1,021,700	\$602,718
NCX	2,861,500	\$600,705
ETMC	221,043	\$539,916
CMC	6,248,116	\$524,398
ATX	576,283	\$465,162
DME	206,956	\$441,180
EMO	347,076	\$434,276
AMC	105,515	\$424,212
ISO	128,386	\$398,372
ELO	116,226	\$376,363

Dark TSX/TSXV Trading			
Volume	17,539,420	Daily Trades	69,494
Value	473,342,077	Daily Symbols Traded	1,167