

DAILY REPORT



For more information, email trading_sales@tsx.com

March 25, 2022

Indices	March 25 Close	Previous Close	Change	% Change
S&P/TSX Composite Index	22,005.94			%
S&P/TSX 60 Index	1,330.74			%
S&P/TSX Venture Composite	886.32			%
S&P/TSX Completion Index	1,277.74			%
S&P/TSX Smallcap Index	841.11			%

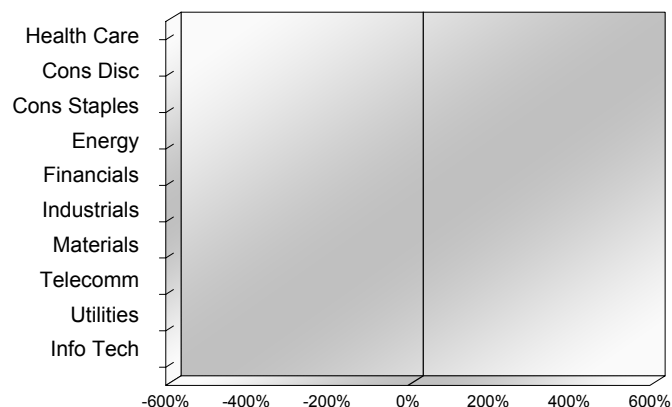
S&P/TSX Composite Index		
Advancers	Decliners	Unchanged
0	0	0

S&P/TSX Composite Index			
Top 10 Index Contributors		Top 10 Index Detractors	
Constituent	Index Contribution	Constituent	Index Contribution

S&P/TSX Composite Index			
Top 10 Advancers		Top 10 Decliners	
Constituent	Return	Constituent	Return
	%		%

S&P/TSX Composite Index				
Sector	# of Index Constituents	Weight	Market Cap (\$B)	Index Contribution
Health Care	8	%	\$22.59	
Consumer Discretionary	14	%	\$100.27	
Consumer Staples	11	%	\$116.98	
Energy	34	%	\$527.69	
Financials	28	%	\$1,024.31	
Industrials	30	%	\$378.94	
Materials	52	%	\$425.78	
Communication Services	7	%	\$155.00	
Utilities	16	%	\$143.91	
Information Technology	16	%	\$212.40	
S&P/TSX Composite Index	216	%	\$3,107.87	

S&P/TSX Composite Index - Sectors Returns



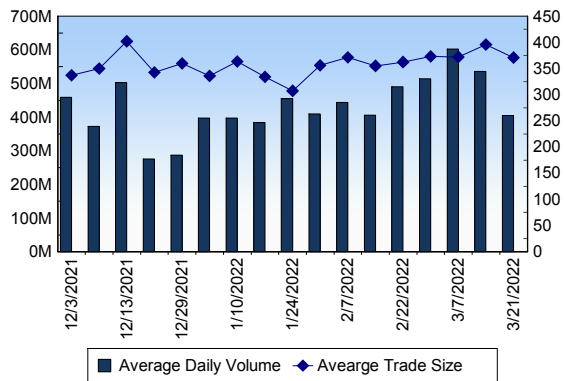
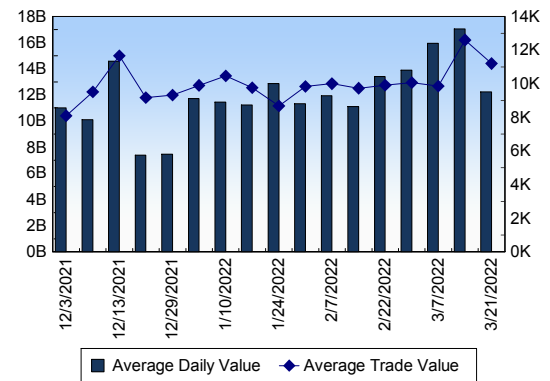
This report is published by TSX Inc. TSX Inc. does not guarantee either the completeness or the accuracy of this information. The information contained in this report is provided for informational purposes only and you agree not to rely upon the information contained in this report for any trading, business or financial purpose. These sheets are printed in Canada and issued by TSX Inc. under the express condition, to which everyone receiving or making use thereof assents, that no liability shall be incurred by TSX Inc. or its affiliated companies or any other vendor or donor, including, without limitation, for reliance on or for any errors or inaccuracies in this report. Neither TMX Group Limited, TSX Inc., nor any of their affiliated companies, guarantees the completeness of the information contained in this document and are not responsible for any errors or omission in or your use of, or reliance on, the information. This publication is under copyright. © 2016 TSX Inc. All rights reserved. Do not copy, distribute, sell or modify this publication without the prior written consent of TSX Inc. <http://www.tsx.com/trading>

TSX

Daily Volume	402,936,536
Daily Value	\$10,835,613,410
Daily Trades	1,062,771
Daily Symbols Traded	2,122

TSX ANONYMOUS TRADING

Daily Volume	179,364,004
Daily Value	\$4,706,869,982
Average Trade Size	361
% TSX Volume	44.51 %

TSX Volume**TSX Value (in Canadian Dollars)****Top 20 TSX Symbols by Volume**

Symbol	TSX Volume	TSX Value
SU	16,417,566	\$694,767,439
TRP	16,192,451	\$1,171,287,179
HEXO	10,142,759	\$9,129,841
TLRY	9,041,515	\$90,474,755
WEED	8,654,878	\$90,202,791
POW	8,138,956	\$318,697,008
CVE	6,656,962	\$137,687,209
BTE	6,534,448	\$37,958,606
ARX	6,532,955	\$113,466,497
MFC	6,044,160	\$159,132,033
ACB	5,850,132	\$31,324,618
CPG	5,668,708	\$54,835,027
ENB	5,018,299	\$288,905,044
WCP	4,691,359	\$50,559,980
XLY	3,884,575	\$715,213
BIR	3,838,956	\$31,412,364
TD	3,642,375	\$370,395,235
HOD	3,486,481	\$9,338,262
AQN	3,442,522	\$66,296,907
DML	3,371,620	\$7,119,498

Top 20 TSX Symbols by Value

Symbol	TSX Volume	TSX Value
TRP	16,192,451	\$1,171,287,179
SU	16,417,566	\$694,767,439
RY	2,855,344	\$403,286,823
TD	3,642,375	\$370,395,235
POW	8,138,956	\$318,697,008
ENB	5,018,299	\$288,905,044
BMO	1,930,374	\$288,108,300
NA	2,612,841	\$254,613,727
CNQ	2,502,296	\$198,828,661
BNS	2,069,662	\$190,194,433
CM	1,114,228	\$175,827,798
NTR	1,229,436	\$165,751,358
MFC	6,044,160	\$159,132,033
TOU	2,782,593	\$158,403,193
CP	1,462,531	\$151,072,702
SHOP	166,830	\$141,616,961
BCE	2,050,168	\$139,295,382
CVE	6,656,962	\$137,687,209
PPL	2,614,979	\$123,950,987
ARX	6,532,955	\$113,466,497

ETF Trading

Daily Volume	32,577,612	Average Trade Value	\$10,063
Daily Value	\$615,157,486	Average Trade Size	533
# Trades	61,132	# of ETFs Traded	871

Top 10 ETFs by TSX Volume

Symbol	Market Volume	Market Value
HOD	3,486,481	\$9,338,262
XEG	2,559,041	\$37,636,260
XIU	2,068,654	\$69,416,163
HND	1,866,660	\$13,592,209
HOU	1,252,602	\$35,380,729
HQD	1,165,852	\$7,278,116
BTCC.B	827,915	\$6,801,903
HNU	801,717	\$14,886,373
HQU	677,156	\$11,011,454
XRE	648,331	\$13,426,072

Top 10 ETFs by TSX Value

Symbol	Market Volume	Market Value
XIU	2,068,654	\$69,416,163
XEG	2,559,041	\$37,636,260
HOU	1,252,602	\$35,380,729
HXT	371,410	\$19,618,371
ZEB	476,467	\$19,511,495
HNU	801,717	\$14,886,373
XSP	292,850	\$14,229,186
XQQ	119,498	\$13,729,488
HND	1,866,660	\$13,592,209
XRE	648,331	\$13,426,072

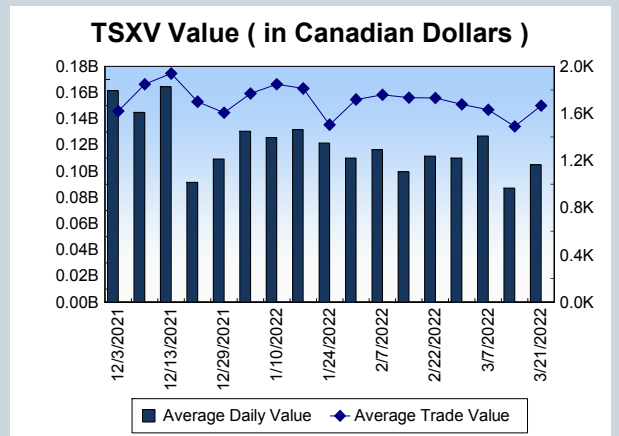
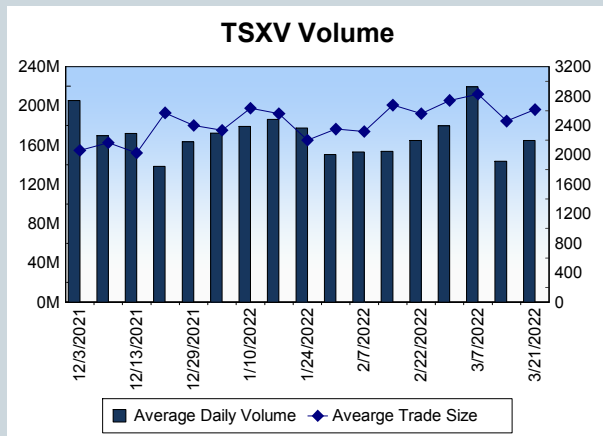
Block Trades	Non Block Trades
1,186	1,061,585

Top 5 Block Trade Brokers by Volume	
Broker	TSX Block Volume
GOLDMAN SACHS CANADA I	23,464,300
NATIONAL BANK FINANCIAL	17,599,400
MERRILL LYNCH CANADA LT	12,791,900
SCOTIA CAPITAL INC.	11,859,800
CIBC WORLD MARKETS INC.	11,322,000

Top 5 Block Trade Symbols by Volume	
Symbol	TSX Block Volume
TRP	14,053,400
SU	10,443,600
POW	6,881,200
MFC	3,449,300
ARX	3,143,500

TSXV	
Daily Volume	175,564,485
Daily Value	\$115,764,876
Daily Trades	65,192
Daily Symbols Traded	1,264

TSXV ANONYMOUS TRADING	
Daily Volume	78,046,754
Daily Value	\$60,978,373
Average Trade Size	2,666
% TSXV Volume	44.45%



Top 20 TSXV Symbols by Volume		
Symbol	TSXV Volume	TSXV Value
SOP.H	5,775,588	\$529,089
THRM	3,930,109	\$851,259
GER	3,476,193	\$272,216
AAU	3,099,849	\$417,932
HRE.H	2,998,741	\$45,006
HIVE	2,992,113	\$8,098,948
AN	2,827,879	\$1,518,825
EPO.H	2,308,370	\$386,510
CMC	2,268,713	\$692,720
HELI	2,141,096	\$1,411,286
SIE	2,046,605	\$219,906
WRR	1,889,800	\$201,414
QNC	1,761,111	\$611,335
VLI	1,717,592	\$296,940
NHP	1,607,000	\$31,765
SALT	1,579,308	\$2,183,342
STS	1,425,208	\$233,829
NUG	1,410,800	\$73,758
AVN	1,359,455	\$1,746,363
AMC	1,322,669	\$8,639,805

Top 20 TSXV Symbols by Value		
Symbol	TSXV Volume	TSXV Value
AMC	1,322,669	\$8,639,805
HIVE	2,992,113	\$8,098,948
BITF	1,282,896	\$6,141,486
TOI	60,720	\$5,244,126
FL	1,217,817	\$3,854,270
LI	967,085	\$3,839,411
SLI	273,878	\$2,546,859
SALT	1,579,308	\$2,183,342
EMO	647,848	\$1,885,971
AVN	1,359,455	\$1,746,363
AN	2,827,879	\$1,518,825
HELI	2,141,096	\$1,411,286
RUP	227,519	\$1,399,908
PTK	137,356	\$1,269,240
IFOS	400,731	\$1,189,962
NOU	134,673	\$1,126,778
SGML	59,266	\$1,080,160
EU	649,082	\$1,042,137
DME	253,998	\$958,297
VMC	307,907	\$897,260

Dark TSX/TSXV Trading			
Volume	17,460,030	Daily Trades	69,475
Value	563,890,264	Daily Symbols Traded	1,383