

DAILY REPORT



For more information, email trading_sales@tsx.com

June 17, 2022

Indices	June 17 Close	Previous Close	Change	% Change
S&P/TSX Composite Index	18,930.48			%
S&P/TSX 60 Index	1,148.51			%
S&P/TSX Venture Composite	640.38			%
S&P/TSX Completion Index	1,084.71			%
S&P/TSX Smallcap Index	686.87			%

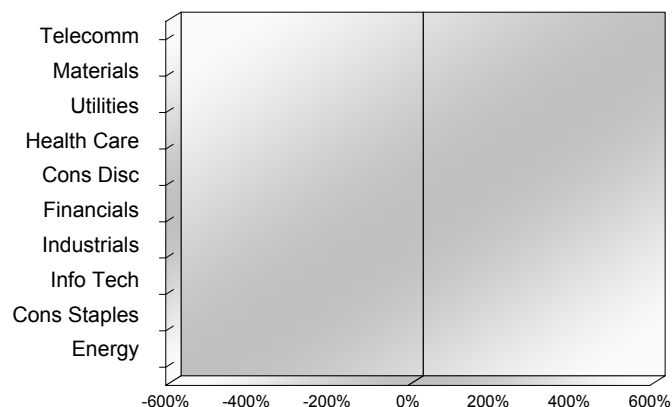
S&P/TSX Composite Index		
Advancers	Decliners	Unchanged
0	0	0

S&P/TSX Composite Index			
Top 10 Index Contributors		Top 10 Index Detractors	
Constituent	Index Contribution	Constituent	Index Contribution

S&P/TSX Composite Index			
Top 10 Advancers		Top 10 Decliners	
Constituent	Return	Constituent	Return
	%		%

S&P/TSX Composite Index				
Sector	# of Index Constituents	Weight	Market Cap (\$B)	Index Contribution
Communication Services	7	%	\$138.95	
Materials	52	%	\$351.61	
Utilities	16	%	\$136.16	
Health Care	8	%	\$10.86	
Consumer Discretionary	14	%	\$89.70	
Financials	28	%	\$874.30	
Industrials	30	%	\$321.95	
Information Technology	16	%	\$145.44	
Consumer Staples	11	%	\$112.54	
Energy	34	%	\$500.96	
S&P/TSX Composite Index	216	%	\$2,682.47	

S&P/TSX Composite Index - Sectors Returns



This report is published by TSX Inc. TSX Inc. does not guarantee either the completeness or the accuracy of this information. The information contained in this report is provided for informational purposes only and you agree not to rely upon the information contained in this report for any trading, business or financial purpose. These sheets are printed in Canada and issued by TSX Inc. under the express condition, to which everyone receiving or making use thereof assents, that no liability shall be incurred by TSX Inc. or its affiliated companies or any other vendor or donor, including, without limitation, for reliance on or for any errors or inaccuracies in this report. Neither TMX Group Limited, TSX Inc., nor any of their affiliated companies, guarantees the completeness of the information contained in this document and are not responsible for any errors or omission in or your use of, or reliance on, the information. This publication is under copyright. © 2016 TSX Inc. All rights reserved. Do not copy, distribute, sell or modify this publication without the prior written consent of TSX Inc. <http://www.tsx.com/trading>

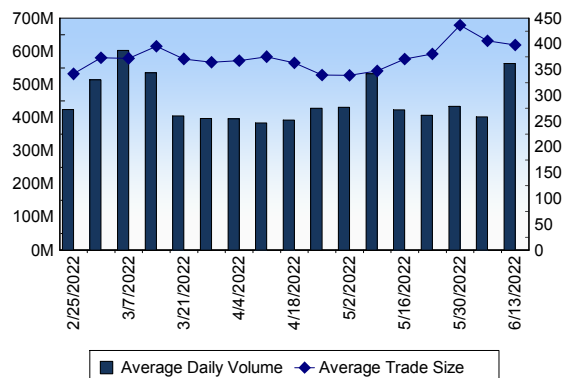
TSX

Daily Volume	847,978,000
Daily Value	\$23,974,063,618
Daily Trades	1,568,236
Daily Symbols Traded	2,039

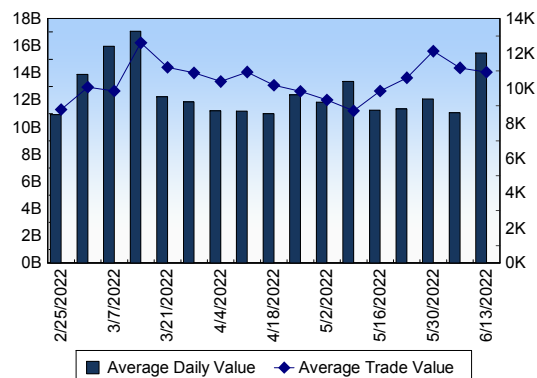
TSX ANONYMOUS TRADING

Daily Volume	349,495,051
Daily Value	\$7,756,248,648
Average Trade Size	477
% TSX Volume	41.22 %

TSX Volume



TSX Value (in Canadian Dollars)



Top 20 TSX Symbols by Volume

Symbol	TSX Volume	TSX Value
ATH	39,227,864	\$106,406,835
SU	27,220,048	\$1,230,576,422
CVE	19,147,867	\$475,744,799
AR	18,699,516	\$16,900,070
CPG	15,838,578	\$164,899,145
CNQ	14,301,481	\$986,513,143
ABX	14,042,360	\$359,178,083
ENB	13,325,431	\$701,959,151
BTE	12,608,418	\$88,038,436
CM	11,646,632	\$746,411,056
ARX	10,792,960	\$187,192,867
TD	10,683,683	\$922,736,256
MFC	10,316,865	\$222,164,459
K	10,285,682	\$55,246,806
T	9,869,622	\$280,888,209
TRP	9,585,971	\$627,748,495
WCP	8,973,829	\$87,636,612
XEG	8,814,708	\$134,549,493
BNS	8,516,855	\$676,030,061
POW	8,136,906	\$266,852,644

Top 20 TSX Symbols by Value

Symbol	TSX Volume	TSX Value
SU	27,220,048	\$1,230,576,422
CNQ	14,301,481	\$986,513,143
TD	10,683,683	\$922,736,256
RY	6,648,702	\$829,691,681
CM	11,646,632	\$746,411,056
ENB	13,325,431	\$701,959,151
BNS	8,516,855	\$676,030,061
TRP	9,585,971	\$627,748,495
BMO	4,751,279	\$598,554,732
CNR	4,155,046	\$583,481,516
BCE	7,966,240	\$493,259,172
CVE	19,147,867	\$475,744,799
NTR	4,333,901	\$472,999,434
SLF	6,612,419	\$383,975,804
CP	4,323,351	\$378,371,643
ABX	14,042,360	\$359,178,083
BAM.A	5,901,926	\$332,812,403
SHOP	726,935	\$296,513,855
T	9,869,622	\$280,888,209
NA	3,248,539	\$278,798,837

ETF Trading

Daily Volume	60,133,840	Average Trade Value	\$14,428
Daily Value	\$1,089,462,688	Average Trade Size	796
# Trades	75,509	# of ETFs Traded	819

Top 10 ETFs by TSX Volume

Symbol	Market Volume	Market Value
XEG	8,814,708	\$134,549,493
XIU	7,425,411	\$215,600,281
HOD	5,350,875	\$11,323,849
HND	5,226,855	\$15,514,021
XIC	4,139,440	\$125,554,360
HQD	2,056,426	\$20,093,233
HQU	1,548,092	\$14,147,727
HXT	1,332,854	\$61,349,832
BTCC.B	1,106,380	\$4,360,993
HNU	1,000,440	\$24,219,008

Top 10 ETFs by TSX Value

Symbol	Market Volume	Market Value
XIU	7,425,411	\$215,600,281
XEG	8,814,708	\$134,549,493
XIC	4,139,440	\$125,554,360
HXT	1,332,854	\$61,349,832
ZEB	804,435	\$28,151,314
HOU	907,769	\$25,269,745
HNU	1,000,440	\$24,219,008
HEU	456,517	\$22,390,192
XFN	471,184	\$20,964,187
HQD	2,056,426	\$20,093,233

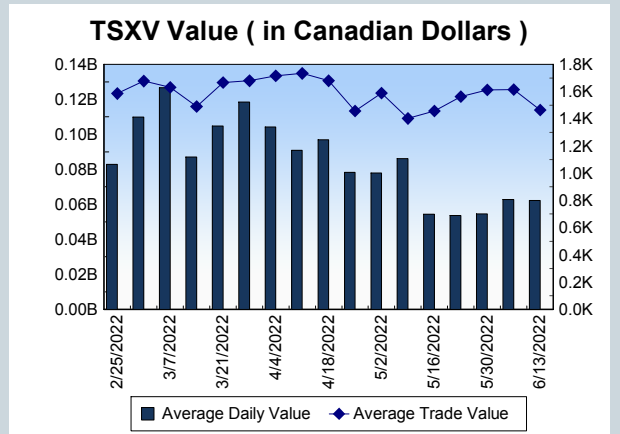
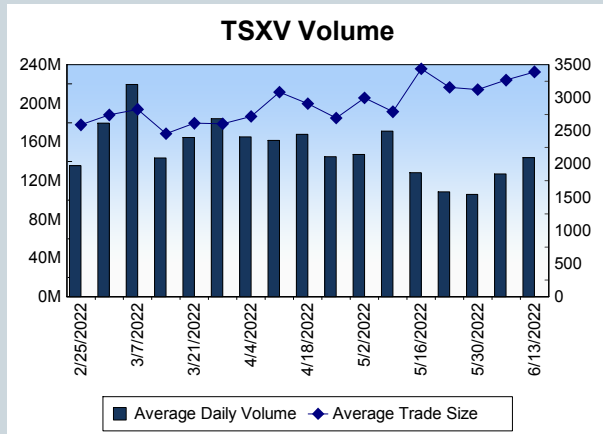
Block Trades	Non Block Trades
6,270	1,561,966

Top 5 Block Trade Brokers by Volume	
Broker	TSX Block Volume
GOLDMAN SACHS CANADA I	121,178,500
TD SECURITIES INC.	57,418,300
RBC CAPITAL MARKETS	51,360,000
NATIONAL BANK FINANCIAL	51,276,900
BMO NESBITT BURNS INC.	50,644,100

Top 5 Block Trade Symbols by Volume	
Symbol	TSX Block Volume
ATH	24,477,600
SU	17,896,600
AR	10,334,800
ABX	9,825,400
CM	8,768,000

TSXV	
Daily Volume	132,944,712
Daily Value	\$59,344,283
Daily Trades	38,053
Daily Symbols Traded	1,206

TSXV ANONYMOUS TRADING	
Daily Volume	68,459,691
Daily Value	\$34,748,777
Average Trade Size	3,613
% TSXV Volume	51.49%



Top 20 TSXV Symbols by Volume		
Symbol	TSXV Volume	TSXV Value
PGM	15,802,725	\$2,629,791
CMC	3,658,904	\$267,151
PEI	2,823,088	\$201,524
ATX	2,581,645	\$2,011,615
VO	2,398,320	\$840,139
GR	2,263,944	\$249,792
GBRC	1,951,935	\$290,588
TAL	1,701,741	\$1,321,832
AFM	1,685,663	\$1,334,633
DSV	1,630,862	\$2,563,688
PQE	1,502,932	\$342,695
SBM	1,111,975	\$354,872
SEI	980,377	\$102,020
VXTR	953,702	\$661,927
FLWR	906,702	\$24,546
LOU	856,852	\$671,892
NRG	843,281	\$29,515
GXU	834,667	\$200,860
NEV	793,688	\$147,053
CUI	756,000	\$22,680

Top 20 TSXV Symbols by Value		
Symbol	TSXV Volume	TSXV Value
NFG	490,122	\$3,411,210
TOI	45,219	\$3,036,556
PGM	15,802,725	\$2,629,791
DSV	1,630,862	\$2,563,688
ATX	2,581,645	\$2,011,615
ARTG	263,969	\$1,530,684
HIVE	367,834	\$1,410,413
AFM	1,685,663	\$1,334,633
TAL	1,701,741	\$1,321,832
PRYM	638,224	\$1,241,584
WE	309,029	\$1,143,800
SLI	171,070	\$950,400
VO	2,398,320	\$840,139
FL	333,752	\$768,350
LI	406,082	\$756,259
SALT	304,196	\$725,057
NGEX	296,900	\$697,634
LOU	856,852	\$671,892
VXTR	953,702	\$661,927
RECO	132,446	\$615,561

Dark TSX/TSXV Trading			
Volume	29,232,870	Daily Trades	110,890
Value	812,009,100	Daily Symbols Traded	1,239