

# DAILY REPORT



For more information, email [trading\\_sales@tsx.com](mailto:trading_sales@tsx.com)

May 16, 2022

Indices	May 16 Close	Previous Close	Change	% Change
S&P/TSX Composite Index	20,206.41			%
S&P/TSX 60 Index	1,225.84			%
S&P/TSX Venture Composite	700.54			%
S&P/TSX Completion Index	1,158.12			%
S&P/TSX Smallcap Index	736.79			%

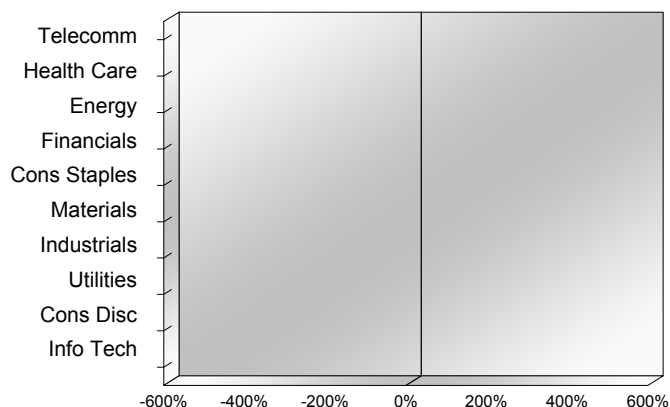
S&P/TSX Composite Index		
Advancers	Decliners	Unchanged
0	0	0

S&P/TSX Composite Index			
Top 10 Index Contributors		Top 10 Index Detractors	
Constituent	Index Contribution	Constituent	Index Contribution

S&P/TSX Composite Index			
Top 10 Advancers		Top 10 Decliners	
Constituent	Return	Constituent	Return
	%		%

S&P/TSX Composite Index				
Sector	# of Index Constituents	Weight	Market Cap (\$B)	Index Contribution
Communication Services	7	%	\$152.47	
Health Care	8	%	\$14.58	
Energy	34	%	\$547.56	
Financials	28	%	\$918.83	
Consumer Staples	11	%	\$120.86	
Materials	52	%	\$374.19	
Industrials	30	%	\$333.60	
Utilities	16	%	\$145.14	
Consumer Discretionary	14	%	\$95.66	
Information Technology	16	%	\$156.34	
<b>S&amp;P/TSX Composite Index</b>	<b>216</b>	<b>%</b>	<b>\$2,859.23</b>	

S&P/TSX Composite Index - Sectors Returns



This report is published by TSX Inc. TSX Inc. does not guarantee either the completeness or the accuracy of this information. The information contained in this report is provided for informational purposes only and you agree not to rely upon the information contained in this report for any trading, business or financial purpose. These sheets are printed in Canada and issued by TSX Inc. under the express condition, to which everyone receiving or making use thereof assents, that no liability shall be incurred by TSX Inc. or its affiliated companies or any other vendor or donor, including, without limitation, for reliance on or for any errors or inaccuracies in this report. Neither TMX Group Limited, TSX Inc., nor any of their affiliated companies, guarantees the completeness of the information contained in this document and are not responsible for any errors or omission in or your use of, or reliance on, the information. This publication is under copyright. © 2016 TSX Inc. All rights reserved. Do not copy, distribute, sell or modify this publication without the prior written consent of TSX Inc. <http://www.tsx.com/trading>

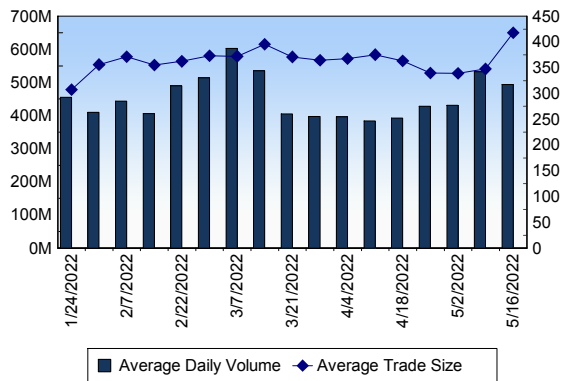
## TSX

Daily Volume	493,618,876
Daily Value	\$12,795,680,176
Daily Trades	1,181,342
Daily Symbols Traded	2,073

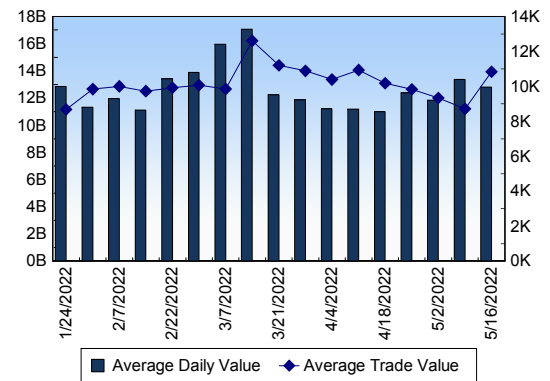
## TSX ANONYMOUS TRADING

Daily Volume	218,579,928
Daily Value	\$4,741,721,230
Average Trade Size	367
% TSX Volume	44.28 %

### TSX Volume



### TSX Value ( in Canadian Dollars )



### Top 20 TSX Symbols by Volume

Symbol	TSX Volume	TSX Value
WRG	36,288,446	\$939,861
ENB	32,472,022	\$1,857,705,026
MFC	21,281,381	\$478,552,777
SU	12,535,599	\$603,532,621
CVE	9,106,548	\$241,259,824
CPG	8,331,545	\$79,945,975
NZC	7,403,800	\$185,897
ABX	7,277,977	\$191,846,355
TRP	6,658,796	\$482,132,166
CNQ	6,445,353	\$520,720,278
ATH	6,140,118	\$14,868,657
BTE	5,911,220	\$38,298,537
BBD.B	5,665,822	\$6,571,215
HND	4,792,798	\$13,389,324
ARX	4,688,115	\$81,161,181
T	4,460,255	\$141,870,073
AR	4,359,398	\$5,124,610
TD	3,927,432	\$361,823,525
PPL	3,683,011	\$184,370,666
SJR.B	3,677,603	\$128,185,916

### Top 20 TSX Symbols by Value

Symbol	TSX Volume	TSX Value
ENB	32,472,022	\$1,857,705,026
SU	12,535,599	\$603,532,621
CNQ	6,445,353	\$520,720,278
TRP	6,658,796	\$482,132,166
MFC	21,281,381	\$478,552,777
TD	3,927,432	\$361,823,525
RY	2,720,474	\$344,960,284
CNR	2,112,928	\$305,465,837
CVE	9,106,548	\$241,259,824
SHOP	441,457	\$209,260,773
BMO	1,523,230	\$202,030,737
ABX	7,277,977	\$191,846,355
CM	2,706,550	\$187,161,226
SLF	3,027,911	\$184,386,509
PPL	3,683,011	\$184,370,666
FTS	2,811,902	\$176,244,122
EMA	2,470,918	\$154,807,778
RCI.B	2,243,312	\$146,154,153
NTR	1,098,206	\$142,691,817
T	4,460,255	\$141,870,073

### ETF Trading

Daily Volume	35,583,126	Average Trade Value	\$10,622
Daily Value	\$627,302,435	Average Trade Size	603
# Trades	59,058	# of ETFs Traded	842

### Top 10 ETFs by TSX Volume

Symbol	Market Volume	Market Value
HND	4,792,798	\$13,389,324
HOD	3,376,694	\$7,564,754
XEG	3,067,569	\$49,790,783
XIU	2,916,692	\$90,509,254
HQD	1,855,600	\$15,751,722
HQU	1,467,051	\$16,271,389
HSD	811,647	\$6,666,116
ZEB	759,488	\$27,888,127
HNU	759,476	\$25,800,575
BTCC.B	651,035	\$3,652,792

### Top 10 ETFs by TSX Value

Symbol	Market Volume	Market Value
XIU	2,916,692	\$90,509,254
XEG	3,067,569	\$49,790,783
ZEB	759,488	\$27,888,127
HNU	759,476	\$25,800,575
HXT	456,135	\$22,275,705
XQQ	180,585	\$17,239,351
HQU	1,467,051	\$16,271,389
HQD	1,855,600	\$15,751,722
HEU	277,371	\$15,554,239
ZQQ	173,765	\$15,372,887

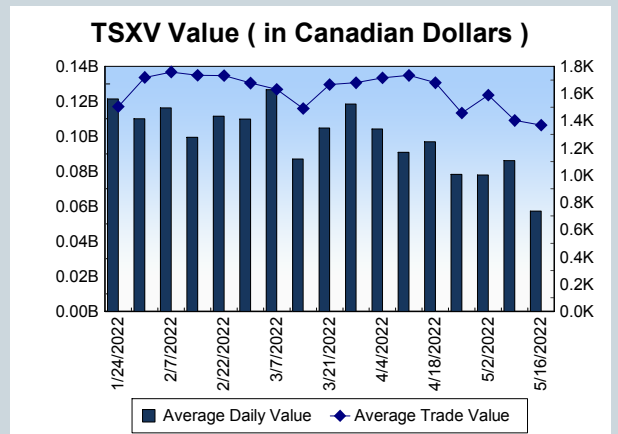
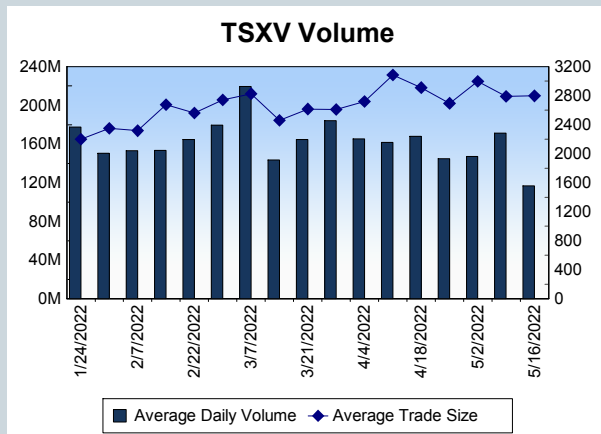
<b>Block Trades</b>	<b>Non Block Trades</b>
1,109	1,180,233

Top 5 Block Trade Brokers by Volume	
Broker	TSX Block Volume
RBC CAPITAL MARKETS	37,372,900
NATIONAL BANK FINANCIAL	27,887,900
GOLDMAN SACHS CANADA I	27,236,300
TD SECURITIES INC.	19,739,300
SOCIETE GENERALE CAPITA	16,978,100

Top 5 Block Trade Symbols by Volume	
Symbol	TSX Block Volume
ENB	29,633,300
MFC	16,730,600
SU	7,272,000
NZC	5,445,000
TRP	5,108,900

TSXV	
Daily Volume	116,888,588
Daily Value	\$57,182,590
Daily Trades	41,793
Daily Symbols Traded	1,252

TSXV ANONYMOUS TRADING	
Daily Volume	55,992,583
Daily Value	\$30,515,299
Average Trade Size	3,036
% TSXV Volume	47.90%



Top 20 TSXV Symbols by Volume		
Symbol	TSXV Volume	TSXV Value
SEI	3,054,240	\$296,125
AUN	2,719,597	\$226,963
BTU	2,191,867	\$92,608
HIVE	1,964,865	\$2,200,596
SNM.RT	1,589,156	\$7,996
RDS	1,531,560	\$187,174
OEE	1,511,214	\$22,668
SOU	1,390,845	\$1,567,211
BHT	1,308,750	\$123,918
NCI	1,152,623	\$46,105
BXR	1,138,525	\$22,938
AFM	1,124,744	\$1,124,560
SNM	1,056,697	\$95,119
BLUE	1,029,084	\$20,582
PBX	1,020,691	\$328,562
DM	1,010,910	\$147,142
HVT.WT	1,010,000	\$5,050
SEI.WT	1,009,000	\$30,545
GXU	962,425	\$281,354
OTGO	940,001	\$9,615

Top 20 TSXV Symbols by Value		
Symbol	TSXV Volume	TSXV Value
TOI	70,569	\$4,833,637
NFG	373,250	\$2,620,278
RECO	459,226	\$2,283,439
HIVE	1,964,865	\$2,200,596
AMC	367,537	\$1,979,638
LXE	851,580	\$1,847,416
SOU	1,390,845	\$1,567,211
AFM	1,124,744	\$1,124,560
DSV	932,783	\$1,115,520
LI	388,641	\$1,066,968
ARTG	182,544	\$1,028,657
FL	278,843	\$994,391
EU	817,806	\$906,927
FOM	411,972	\$828,757
SGML	39,139	\$719,745
HITI	218,504	\$565,621
TAL	926,197	\$546,548
SLI	74,798	\$538,183
SVA	327,440	\$513,094
VXTR	395,555	\$428,355

Dark TSX/TSXV Trading			
Volume	19,419,340	Daily Trades	75,524
Value	524,034,774	Daily Symbols Traded	1,304