

DAILY REPORT



For more information, email trading_sales@tsx.com

May 12, 2022

Indices	May 12 Close	Previous Close	Change	% Change
S&P/TSX Composite Index	19,699.05			%
S&P/TSX 60 Index	1,199.50			%
S&P/TSX Venture Composite	667.25			%
S&P/TSX Completion Index	1,111.91			%
S&P/TSX Smallcap Index	695.68			%

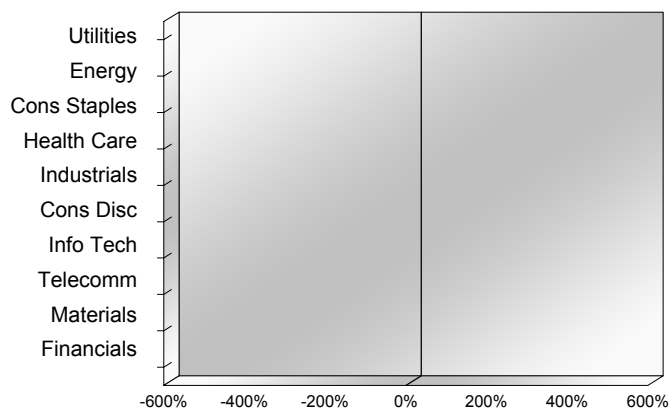
S&P/TSX Composite Index		
Advancers	Decliners	Unchanged
0	0	0

S&P/TSX Composite Index			
Top 10 Index Contributors		Top 10 Index Detractors	
Constituent	Index Contribution	Constituent	Index Contribution

S&P/TSX Composite Index			
Top 10 Advancers		Top 10 Decliners	
Constituent	Return	Constituent	Return
	%		%

S&P/TSX Composite Index				
Sector	# of Index Constituents	Weight	Market Cap (\$B)	Index Contribution
Utilities	16	%	\$143.30	
Energy	34	%	\$521.17	
Consumer Staples	11	%	\$118.47	
Health Care	8	%	\$13.93	
Industrials	30	%	\$329.06	
Consumer Discretionary	14	%	\$93.10	
Information Technology	16	%	\$152.08	
Communication Services	7	%	\$148.72	
Materials	52	%	\$364.77	
Financials	28	%	\$903.18	
S&P/TSX Composite Index	216	%	\$2,787.77	

S&P/TSX Composite Index - Sectors Returns



This report is published by TSX Inc. TSX Inc. does not guarantee either the completeness or the accuracy of this information. The information contained in this report is provided for informational purposes only and you agree not to rely upon the information contained in this report for any trading, business or financial purpose. These sheets are printed in Canada and issued by TSX Inc. under the express condition, to which everyone receiving or making use thereof assents, that no liability shall be incurred by TSX Inc. or its affiliated companies or any other vendor or donor, including, without limitation, for reliance on or for any errors or inaccuracies in this report. Neither TMX Group Limited, TSX Inc., nor any of their affiliated companies, guarantees the completeness of the information contained in this document and are not responsible for any errors or omission in or your use of, or reliance on, the information. This publication is under copyright. © 2016 TSX Inc. All rights reserved. Do not copy, distribute, sell or modify this publication without the prior written consent of TSX Inc. <http://www.tsx.com/trading>

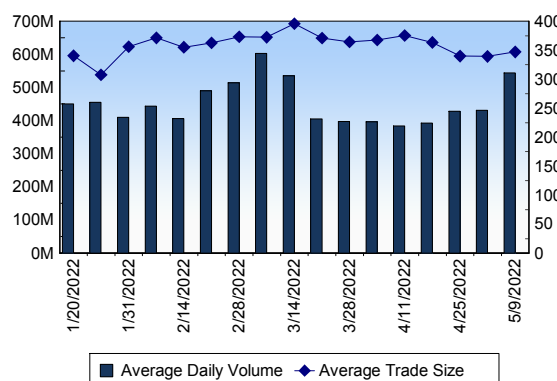
TSX

Daily Volume	543,231,939
Daily Value	\$12,376,594,328
Daily Trades	1,599,999
Daily Symbols Traded	2,156

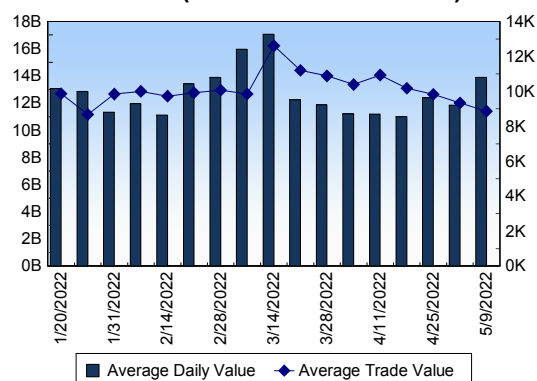
TSX ANONYMOUS TRADING

Daily Volume	247,700,375
Daily Value	\$5,808,302,240
Average Trade Size	314
% TSX Volume	45.60 %

TSX Volume



TSX Value (in Canadian Dollars)



Top 20 TSX Symbols by Volume

Symbol	TSX Volume	TSX Value
ENB	19,451,428	\$1,077,315,559
MFC	18,634,924	\$411,442,834
CVE	8,468,056	\$208,245,985
BTE	7,354,362	\$43,746,329
CPG	7,244,476	\$62,382,292
XIU	6,513,328	\$197,410,805
SU	6,489,280	\$294,620,786
K	6,482,187	\$34,457,114
ATH	6,393,872	\$14,633,376
BBD.B	6,259,487	\$6,841,414
WRG	5,977,749	\$201,502
HND	5,913,321	\$18,122,215
HEXO	5,732,668	\$1,988,516
XEG	5,452,788	\$82,590,925
FTS	5,184,629	\$327,090,665
DML	5,085,279	\$6,704,716
AR	5,036,317	\$6,154,703
HUT	4,984,479	\$15,790,354
BIR	4,923,307	\$47,027,831
ARX	4,756,998	\$75,695,444

Top 20 TSX Symbols by Value

Symbol	TSX Volume	TSX Value
ENB	19,451,428	\$1,077,315,559
RY	3,375,027	\$422,598,294
MFC	18,634,924	\$411,442,834
FTS	5,184,629	\$327,090,665
SU	6,489,280	\$294,620,786
TD	3,008,799	\$275,079,221
CNQ	3,499,022	\$261,684,035
CNR	1,788,983	\$259,665,663
SHOP	555,767	\$252,887,144
BNS	2,687,840	\$215,328,385
CVE	8,468,056	\$208,245,985
BMO	1,565,426	\$204,153,294
XIU	6,513,328	\$197,410,805
NTR	1,544,109	\$190,604,697
BCE	2,540,258	\$172,187,694
CP	1,928,127	\$171,012,737
TRP	2,298,100	\$161,935,490
ATD	2,732,224	\$155,855,656
CM	1,125,408	\$151,762,930
BAM.A	2,497,204	\$147,560,275

ETF Trading

Daily Volume	66,704,616	Average Trade Value	\$11,852
Daily Value	\$1,220,551,662	Average Trade Size	648
# Trades	102,982	# of ETFs Traded	881

Top 10 ETFs by TSX Volume

Symbol	Market Volume	Market Value
XIU	6,513,328	\$197,410,805
HND	5,913,321	\$18,122,215
XEG	5,452,788	\$82,590,925
BTCC.B	3,393,749	\$18,740,939
HQD	2,928,235	\$26,762,893
HOD	2,397,742	\$6,060,979
ZEB	1,812,910	\$65,503,311
HQU	1,792,298	\$18,649,968
HXT	1,689,398	\$80,591,362
BTCC.U	1,570,528	\$8,460,362

Top 10 ETFs by TSX Value

Symbol	Market Volume	Market Value
XIU	6,513,328	\$197,410,805
XEG	5,452,788	\$82,590,925
HXT	1,689,398	\$80,591,362
ZEB	1,812,910	\$65,503,311
XFN	665,132	\$30,467,985
XIC	865,337	\$27,092,446
HQD	2,928,235	\$26,762,893
ZQQ	298,989	\$25,456,278
XQQ	263,198	\$24,231,950
XSP	545,161	\$22,761,925

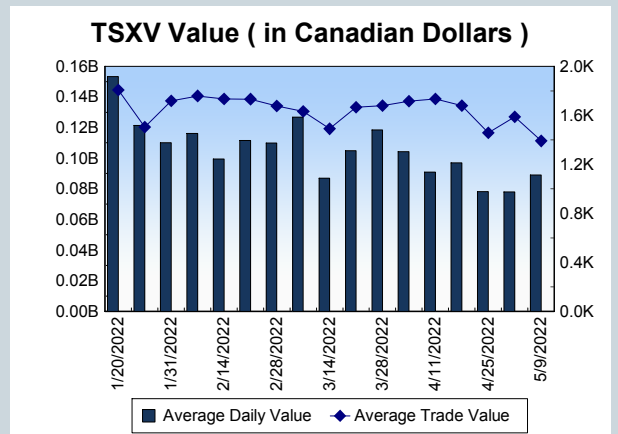
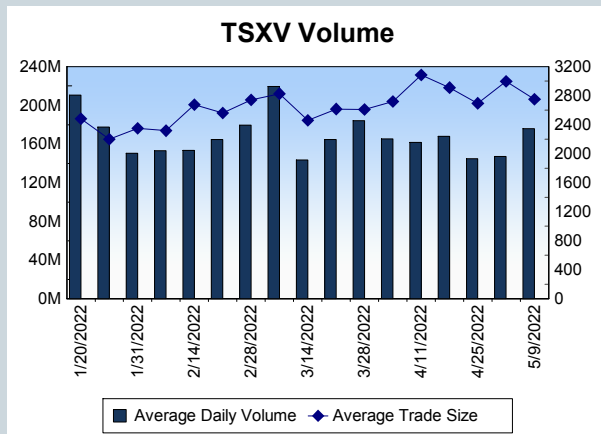
Block Trades	Non Block Trades
1,501	1,598,498

Top 5 Block Trade Brokers by Volume	
Broker	TSX Block Volume
TD SECURITIES INC.	11,876,600
BMO NESBITT BURNS INC.	9,462,100
GOLDMAN SACHS CANADA I	9,175,300
SCOTIA CAPITAL INC.	8,692,950
CANACCORD GENUITY CORI	8,490,900

Top 5 Block Trade Symbols by Volume	
Symbol	TSX Block Volume
ENB	14,920,500
MFC	4,019,600
FTS	4,001,400
MVP	2,175,000
XEG	1,828,000

TSXV	
Daily Volume	195,550,330
Daily Value	\$91,974,521
Daily Trades	63,574
Daily Symbols Traded	1,272

TSXV ANONYMOUS TRADING	
Daily Volume	98,155,724
Daily Value	\$50,575,805
Average Trade Size	3,143
% TSXV Volume	50.19%



Top 20 TSXV Symbols by Volume		
Symbol	TSXV Volume	TSXV Value
HIVE	4,234,689	\$4,685,861
AFM	4,212,713	\$3,999,939
PNN	3,276,000	\$56,818
FOXG	3,045,918	\$126,255
AUN	2,943,800	\$348,829
SEI.WT	2,028,000	\$30,560
DMGI	2,023,682	\$646,745
NUG	2,023,400	\$117,952
ROS	2,011,330	\$624,242
BXR	1,780,000	\$34,310
MOS	1,679,500	\$33,590
CMC	1,656,167	\$300,782
KHRN	1,595,683	\$189,336
EU	1,443,201	\$1,589,480
EMO	1,352,459	\$1,778,120
SNM	1,318,750	\$100,270
MAI	1,268,419	\$665,943
TKX	1,229,405	\$12,294
GXU	1,197,676	\$334,160
ABRA	1,195,232	\$359,705

Top 20 TSXV Symbols by Value		
Symbol	TSXV Volume	TSXV Value
TOI	132,801	\$9,188,141
HIVE	4,234,689	\$4,685,861
AFM	4,212,713	\$3,999,939
RECO	716,049	\$3,824,472
LI	934,647	\$2,396,604
ARTG	352,743	\$1,936,587
EMO	1,352,459	\$1,778,120
EU	1,443,201	\$1,589,480
ELO	431,981	\$1,586,956
NFG	223,250	\$1,532,684
LXE	702,985	\$1,493,977
FL	372,131	\$1,229,663
URC	339,536	\$1,103,390
VXTR	1,113,756	\$1,067,351
SLI	145,234	\$941,031
SGML	44,522	\$791,269
DSV	613,926	\$733,857
AMC	136,231	\$700,408
VZLA	449,757	\$678,300
MAI	1,268,419	\$665,943

Dark TSX/TSXV Trading			
Volume	31,994,340	Daily Trades	106,217
Value	846,078,353	Daily Symbols Traded	1,383